Updated Edition! 2026

# Computer Lecturer Guide

## PPSC | FPSC | SPSC | BPSC | AJKPSC | KPPSC

According to the Latest Syllabus & Pattern of All Public Service Commission Exams

### Also Helpful For Following Exams:

- *ESE, SST & TGT*
- *Subject Specialist*
- *Web Developer*
- *Data Processing Officer*
- *Computer Operator*
- *IT Administrator*
- *System Analyst*
- *Assistant Director-IT*

## Premium Features:

- To The Point Topic Wise Notes
- Authentic, Concise, Error less & Result Oriented Notes + One Liners + Practice MCQs
- Solved Past Papers & Most Repeated Important MCQs
- According to All Public Service Commissions Syllabus
- 100% Success Guaranteed

BY
K. A. USAMA

MK PUBLICATIONS
LET'S MAKE IT HAPPEN!

For Online Order:
0348-4233593

Contact: 0342-4470091 | 0333-2605045

Email: mkpreparations@gmail.com

FOLLOW US @MK PREPARATIONS

# Table of Content


- Introduction To Computing & ICT
- History Of Computers
- Computer System: Architecture & Components
- Number Systems, Digital Logics & Data
- Operating Systems
- Artificial Intelligence (AI)
- Theory of Automata
- Office Automation
- Microsoft Word
- Microsoft Excel
- Microsoft Power Point
- Keyboard And Shortcut Keys
- Data Communication And Networks
- Computational Thinking And Algorithms
- Programing Fundamentals & Core Concepts
- Programing In Core Concepts (C, C++)
- Web Development & Web Programing
- Data Base And Data Management (DBMS)
- Oracle PL/SQL
- System Development, Troubleshooting & Maintenance
- System Analysis & Design
- Emerging And Contemporary Technologies
- Digital Citizenship, Literacy & Ethics
- Entrepreneurship In Digital Age
- Miscellaneous Information: A Quick Revision Notes
- Past Papers MCQ


PREPARATIONS
LET'S MAKE IT HAPPEN

Chapter 1

# Introduction to Computing and ICT



MK PREPARATIONS

## Information and Communication Technology (ICT)

Information and Communication Technology (ICT) is defined as a comprehensive set of computing tools that collectively allow people and organizations to interact in the digital world. It is an umbrella term encompassing communication devices (television, cell phones), computer and network hardware, satellite systems, and various associated services and applications such as video conferencing, distance learning, and e-commerce. ICT also represents the technological convergence of telephone networks with computer networks via a single link system, enabling integrated data, voice, and video communication.

## What is a System?

A system is a collection of interconnected components working together cohesively to achieve specific goals or objectives by processing inputs to produce desired outputs. Systems exist in both natural and artificial domains. Understanding a system's structure allows for better design, management, and optimization across fields like engineering, biology, and computing.

A system is described by four fundamental concepts:

1. **Objective/Purpose:** The primary goal the system is designed to achieve.
2. **Components:** The essential building blocks or parts that constitute the system.
3. **Environment:** Everything external to the system that interacts with or influences it.
4. **Communication/Interaction:** The mechanisms through which components and the system itself exchange information and coordinate their functions.

## Types of Systems

Systems are broadly categorized into two main types:

**1.3.1 Natural Systems**

These occur organically in nature without human intervention. They are characterized by self-regulation, adaptability, stability, and are governed by natural laws (physics, chemistry, biology). They are highly intricate and interdependent.

- **Examples:** Ecosystems (forests, oceans), weather patterns, the solar system, the human body (circulatory, nervous systems), DNA, psychological systems (thoughts, emotions).

**1.3.2 Artificial Systems**

These are intentionally designed and built by humans to fulfill specific needs or solve problems. They are structured, require maintenance, and operate under predefined human-set rules and protocols.

- **Examples:**
  - **Knowledge Systems:** Mathematics, logic, databases, information management systems.
  - **Engineering Systems:** Civil (bridges, roads), mechanical (robotic arms), chemical (water treatment plants), electrical (home automation), software (library management systems).
  - **Social Systems:** Academic institutions, governments, corporations.
  - **Computer Systems:** The primary focus of this chapter.

**Key Differences:**

| Feature | Natural Systems | Artificial Systems |
|---|---|---|
| **Origin** | Occur naturally. | Designed and built by humans. |



MK PREPARATIONS: Let's Make It Happen
+92 333 2605045, +92 342 4470091

| | | |
|---|---|---|
| **Complexity** | Highly intricate and interdependent. | Structured and relatively simpler. |
| **Energy Source** | Natural (sunlight, water flow). | Artificial (electricity, fuel). |
| **Adaptation** | Evolve autonomously over time. | Require human updates/redesign. |
| **Governance** | Natural laws. | Human-defined rules and protocols. |



MK PREPARATIONS

## Systems and Science

The study of systems aligns with different scientific approaches:

- **Natural Science:** Focuses on understanding and describing existing natural systems (e.g., studying a forest ecosystem).
- **Design Science:** Focuses on creating new artificial systems to solve problems (e.g., developing conservation software).
- **Computer Science:** Utilizes methods from both. It studies the natural laws of computation (e.g., algorithm efficiency) and engages in the design science of creating new software and hardware systems.

## The Computer as a System

## Definition of a Computer

A computer is a programmable electronic device that accepts raw data as **input**, processes it according to a set of stored instructions (a program), produces useful **output**, and stores (**storage**) the results for future use. It performs arithmetic and logical operations automatically and without human intervention during processing.

## Objectives of a Computer System

The main objectives are to perform computations, process data, and execute tasks efficiently to provide useful information to the user. This includes running software applications, managing files, facilitating communication, and automating complex processes.

## Core Components of a Computer System (Hardware)

Computer hardware consists of physical, tangible components.

**Input Devices**

Tools that allow users to enter data and instructions into the computer.

- **Keyboard:** For entering text, numbers, and commands. The standard layout is QWERTY.
- **Mouse/Pointing Device:** Controls the cursor on the screen for selection and navigation. Includes touchpads on laptops.
- **Scanner:** Converts physical documents and images into a digital format.
- **Microphone:** Inputs audio data.
- **Webcam:** Captures live video and images.
- **Barcode Reader:** Scans barcodes to input product information quickly.
- **Touch Screen:** Serves as both an input (touch) and output (display) device.
- **Joystick/Gamepad:** Used for gaming and simulations.
- **Light Pen:** A historical pointing device for drawing directly on CRT screens.

**The System Unit**

The central case that houses the primary electronic components.



MK PREPARATIONS: Let's Make It Happen
+92 333 2605045, +92 342 4470091

- **Motherboard:** The main circuit board that connects and allows communication between all components (CPU, RAM, storage, ports).
- **Central Processing Unit (CPU)/Microprocessor:** The "brain" of the computer. It fetches, decodes, and executes instructions from memory.
  - **Control Unit (CU):** Directs and coordinates operations within the processor and manages the flow of data.
  - **Arithmetic Logic Unit (ALU):** Performs all mathematical calculations (addition, subtraction, etc.) and logical comparisons (AND, OR, NOT).
  - **Registers:** High-speed temporary storage locations within the CPU for holding data, instructions, and addresses currently being processed (e.g., Memory Address Register - MAR, Memory Data Register - MDR, Accumulator - AC, Program Counter - PC, Current Instruction Register - CIR).
- **Memory (Primary Storage):**
  - **Random Access Memory (RAM):** Volatile, read/write memory. It temporarily holds the operating system, application programs, and data currently in use. It is much faster than secondary storage but loses its contents when power is off.
  - **Read-Only Memory (ROM):** Non-volatile memory that stores permanent, essential instructions like the BIOS (Basic Input/Output System) for booting the computer. Its contents are typically not modifiable by the user.
  - **Cache Memory:** Extremely fast, small memory located inside (L1) or close to (L2, L3) the CPU. It stores frequently used data and instructions to speed up processing by reducing the time the CPU waits for data from RAM.

**Storage Devices (Secondary/Backing Storage)**

Non-volatile media for the long-term retention of data, programs, and information.

- **Hard Disk Drive (HDD):** Magnetic storage using spinning platters. Offers large capacity at a lower cost but is slower and more fragile than SSDs.
- **Solid State Drive (SSD):** Chip-based storage using flash memory. Much faster, more durable, silent, and energy-efficient than HDDs, but typically more expensive per gigabyte.
- **Optical Discs:** CDs, DVDs, and Blu-ray discs that use lasers to read and write data.
- **USB Flash Drive:** Portable, rewritable chip-based storage.
- **Memory Cards (SD Cards):** Portable storage used in cameras, phones, and other devices.

**Output Devices**

Hardware used to present processed data (information) to the user.

- **Monitor/Visual Display Unit (VDU):** Displays text, graphics, and video (soft copy). Types: CRT (older, bulky), LCD, LED (modern, flat-panel).
- **Printer:** Produces physical hard copies. Types: Impact (e.g., dot-matrix) and Non-Impact (e.g., inkjet, laser).
- **Plotter:** Used for printing large-scale graphics like engineering drawings and architectural blueprints.
- **Speakers/Headphones:** Output audio.
- **Multimedia Projector:** Projects the computer's display onto a larger surface like a wall or screen.

**Ports, Expansion Slots, and Cards**

- **Ports:** Interfaces on the system unit for connecting peripheral devices (e.g., USB, HDMI, Ethernet, audio jacks, VGA).
- **Expansion Slots:** Sockets on the motherboard (e.g., PCI, PCI Express) where expansion cards can be inserted to add new capabilities.
- **Expansion Cards:** Circuit boards that add new functions (e.g., graphics card for enhanced video, sound card for improved audio, network interface card for networking).

## Interaction among Components & the Environment

MK PREPARATIONS

- **Biometric Systems:** Use unique biological traits for identification and authentication (e.g., fingerprint scanners, facial recognition, iris scanners).

## Data Representation and Number Systems

### Machine-Level Representation

At the machine level, all data is represented using **binary digits (bits)**, which can be either **0** or **1**. This binary system aligns with the two-state nature of electronic switches in computer hardware (ON/HIGH/1 and OFF/LOW/0).

- A single binary digit is called a **bit**.
- Groups of bits form codes that represent all types of data: numbers, text, images, sound.
- **Example:** The decimal number **5** is **101** in binary. The ASCII character **'A'** is **01000001**.

### Number Systems

A **number system** defines a set of values and rules used to represent quantity. The four primary systems in computing are:

| System | Base | Digits/Symbols | Primary Use |
|---|---|---|---|
| **Decimal** | 10 | 0, 1, 2, 3, 4, 5, 6, 7, 8, 9 | Human-centric counting and math. |
| **Binary** | 2 | 0, 1 | Fundamental representation inside all computers. |
| **Octal** | 8 | 0, 1, 2, 3, 4, 5, 6, 7 | Compact representation of binary (historically significant). |
| **Hexadecimal** | 16 | 0-9, A(10), B(11), C(12), D(13), E(14), F(15) | Compact representation of binary; used for memory addresses, color codes. |

All are **positional-value systems**: the value of a digit depends on its position.

- **Most Significant Digit (MSD):** Leftmost digit (carries the most weight).
- **Least Significant Digit (LSD):** Rightmost digit (carries the least weight).

### Number System Conversions

**A. Conversion *to* Decimal (from any base):** Multiply each digit by the base raised to its positional power (starting at 0 for the LSD) and sum the results.

- **Binary to Decimal:** $(1011.101)_2 = 1\times2^3 + 0\times2^2 + 1\times2^1 + 1\times2^0 + 1\times2^{-1} + 0\times2^{-2} + 1\times2^{-3} = (11.625)_{10}$
- **Hexadecimal to Decimal:** $(3AF)_{16} = 3\times16^2 + 10\times16^1 + 15\times16^0 = (943)_{10}$

**B. Conversion *from* Decimal (to any base):**

- For the **integer part**: Repeatedly divide by the target base and record remainders in **reverse order**.
- For the **fractional part**: Repeatedly multiply by the target base and record the integer parts in **forward order**.

**C. Direct Conversions Between Binary, Octal, and Hexadecimal:** (Efficient because bases are powers of 2).

- **Binary ↔ Octal:** Group binary digits into sets of **3** (from the binary point outward), pad if necessary, then convert each group to its octal digit (0-7).



MK PREPARATIONS



MK PREPARATIONS: Let's Make It Happen
+92 333 2605045, +92 342 4470091

| | | |
|---|---|---|
| **Examples** | Human voice, analog radio, vinyl records. | MP3 files, digital TV, data in computer memory. |

## 11.2 Logic Gates

Fundamental building blocks of digital circuits. They perform basic logical functions on one or more binary inputs to produce a single binary output.

| Gate | Boolean Expression (2-input) | Truth Table (A B \| F) | Function |
|---|---|---|---|
| **AND** | F = A · B | 0 0 \| 0<br>0 1 \| 0<br>1 0 \| 0<br>1 1 \| 1 | Output is 1 only if ALL inputs are 1. |
| **OR** | F = A + B | 0 0 \| 0<br>0 1 \| 1<br>1 0 \| 1<br>1 1 \| 1 | Output is 1 if AT LEAST ONE input is 1. |
| **NOT** | F = Ā (or A') | 0 \| 1<br>1 \| 0 | Output is the inverse (complement) of the input. |
| **NAND** | F = A·B¯$A \cdot B$ | 0 0 \| 1<br>0 1 \| 1<br>1 0 \| 1<br>1 1 \| 0 | Output is 0 only if ALL inputs are 1 (AND + NOT). |
| **NOR** | F = A+B¯$A+B$ | 0 0 \| 1<br>0 1 \| 0<br>1 0 \| 0<br>1 1 \| 0 | Output is 1 only if ALL inputs are 0 (OR + NOT). |
| **XOR** | F = A ⊕ B | 0 0 \| 0<br>0 1 \| 1<br>1 0 \| 1<br>1 1 \| 0 | Output is 1 only if inputs are DIFFERENT. |

## Boolean Algebra and Simplification

- **Boolean Algebra:** A mathematical system for logic operations using variables that can be true (1) or false (0) and operators (AND, OR, NOT).
- **Truth Table:** Lists all possible input combinations and their corresponding output for a Boolean function or logic circuit.



MK PREPARATIONS



MK PREPARATIONS: Let's Make It Happen
+92 333 2605045, +92 342 4470091

# One Liners: Introduction to Computing and ICT

1. ICT is an umbrella term for computing tools enabling interaction in the digital world, representing the convergence of telephone and computer networks.
2. A system is a collection of interconnected components working cohesively to achieve a specific objective by processing inputs into outputs.
3. The four fundamental concepts describing any system are its Objective, Components, Environment, and Communication/Interaction.
4. Natural systems occur organically, are self-regulated, adaptable, and governed by natural laws, such as ecosystems and the human body.
5. Artificial systems are human-designed, structured, require maintenance, and operate under predefined rules, like engineering, social, and computer systems.
6. Natural systems are governed by natural laws, while artificial systems operate under human-defined rules and protocols.
7. Design Science focuses on creating new artificial systems, like conservation software, to solve problems.
8. A computer is a programmable electronic device that accepts input, processes it according to stored instructions, produces output, and stores results.
9. The primary objectives of a computer system are to perform computations, process data, and execute tasks efficiently to provide useful information.
10. An input device allows users to enter data and instructions into a computer, such as a keyboard, mouse, or scanner.
11. The standard keyboard layout is QWERTY.
12. A touch screen serves as both an input (touch) and output (display) device.
13. The system unit houses the primary electronic components of a computer, including the motherboard and CPU.
14. The motherboard is the main circuit board connecting all components like the CPU, RAM, storage, and ports.
15. The CPU, or microprocessor, is the computer's "brain," responsible for fetching, decoding, and executing instructions.
16. The Control Unit (CU) directs and coordinates operations within the processor and manages data flow.
17. The Arithmetic Logic Unit (ALU) performs all mathematical calculations and logical comparisons.
18. Registers are high-speed temporary storage locations within the CPU for data and addresses being processed.
19. The Memory Address Register (MAR) holds the memory location of data to be fetched or stored.
20. The Memory Data Register (MDR) holds the data fetched from or to be written to memory.
21. The Program Counter (PC) holds the address of the next instruction to be executed.
22. The Current Instruction Register (CIR) holds the instruction currently being decoded and executed.
23. Random Access Memory (RAM) is volatile, read/write memory that temporarily holds the OS, applications, and data in use.
24. Read-Only Memory (ROM) is non-volatile memory storing permanent, essential instructions like the BIOS.
25. Cache memory is extremely fast memory located close to the CPU to store frequently used data and speed up processing.
26. Secondary storage devices provide non-volatile, long-term retention of data, programs, and information.



MK PREPARATIONS



MK PREPARATIONS: Let's Make It Happen
+92 333 2605045, +92 342 4470091

27. Hard Disk Drives (HDD) use magnetic storage on spinning platters, offering large capacity at lower cost but are slower than SSDs.
28. Solid State Drives (SSD) use chip-based flash memory, offering faster speeds, durability, and energy efficiency than HDDs.
29. Output devices present processed data to the user, such as monitors (soft copy) and printers (hard copy).
30. A plotter is an output device used for printing large-scale graphics like engineering drawings.
31. Ports are interfaces on the system unit for connecting peripheral devices (e.g., USB, HDMI).
32. Expansion slots on the motherboard allow the insertion of expansion cards to add new capabilities like enhanced graphics or audio.
33. The computer's environment includes external factors like the power supply, network connections, peripherals, and the user.
34. The fundamental operations of a computer are Input, Processing, Storage, and Output, known as the IPO cycle.
35. The Von Neumann architecture's revolutionary principle is the stored-program concept, where both instructions and data reside in the same memory.
36. In the Von Neumann model, the CPU contains the ALU, CU, and Registers.
37. The three types of system buses are the Data Bus, Address Bus, and Control Bus.
38. The Data Bus carries the actual data being processed between components.
39. The Address Bus carries memory location (address) information.
40. The Control Bus carries control and timing signals, such as read and write commands.
41. The instruction cycle consists of four stages: Fetch, Decode, Execute, and Store (Write Back).
42. During the Fetch stage, the CU retrieves an instruction from memory into the CIR and increments the Program Counter.
43. The Von Neumann Bottleneck is the limitation in processing speed caused by the shared bus system transferring both instructions and data.
44. A security risk in the Von Neumann architecture is that instructions and data share the same memory, allowing a program to accidentally or maliciously modify other instructions.
45. Software is a set of instructions, data, or programs that tell computer hardware how to function and perform tasks.
46. System software manages and controls hardware, providing a stable platform for application software.
47. The Operating System (OS) manages hardware resources, provides user interfaces, runs applications, and handles file and memory management.
48. Device drivers are specialized programs enabling the OS to communicate with and control specific hardware devices.
49. Utility programs perform maintenance tasks like antivirus scanning, disk cleanup, and file compression.
50. A compiler translates an entire high-level program into machine code at once, producing an independent executable file.
51. An interpreter translates and executes source code line-by-line, without producing a separate executable.
52. An assembler translates assembly language (low-level symbolic code) into machine code.
53. Application software helps end-users perform specific tasks, such as using a word processor or spreadsheet.
54. Open Source Software has its source code made freely available for use, study, modification, and distribution (e.g., Linux).
55. Freeware is copyrighted software distributed free of charge, but its source code is typically not modifiable (e.g., Adobe Reader).

MK PREPARATIONS

## Practice MCQs

**1.** In the context of systems, which of the following is NOT one of the four fundamental concepts that describe any system?
a) Objective/Purpose
b) Components
c) Efficiency
d) Environment
**Answer: c) Efficiency**

**2.** What is the key, revolutionary principle proposed by John von Neumann that underlies almost all modern computer architectures?
a) The use of vacuum tubes
b) The stored-program concept
c) The Harvard architecture separation
d) Binary arithmetic logic
**Answer: b) The stored-program concept**

**3.** During the Fetch stage of the instruction cycle, what happens to the Program Counter (PC) after an instruction is retrieved?
a) It is decremented
b) It is loaded with the address of the fetched instruction
c) It is incremented
d) It is compared with the CIR
**Answer: c) It is incremented**

**4.** Which component of the CPU is specifically responsible for performing all mathematical calculations and logical comparisons?
a) Control Unit (CU)
b) Memory Data Register (MDR)
c) Arithmetic Logic Unit (ALU)
d) Cache Memory
**Answer: c) Arithmetic Logic Unit (ALU)**

**5.** What is the primary vulnerability associated with the Von Neumann architecture that can be exploited in attacks like buffer overflows?
a) Slow processing speed due to the bottleneck
b) Instructions and data residing in separate memory units
c) Instructions and data residing in the same memory space
d) The use of a single system bus
**Answer: c) Instructions and data residing in the same memory space**

**6.** Which of the following best distinguishes a compiler from an interpreter?
a) A compiler is used for system software, an interpreter for application software.
b) A compiler translates code line-by-line, while an interpreter translates the entire program at once.
c) A compiler translates the entire source code into machine code at once, producing an executable.
d) An interpreter produces an object file, while a compiler does not.
**Answer: c) A compiler translates the entire source code into machine code at once, producing an executable.**

**7.** A software that is copyrighted and distributed free of charge, but whose source code is typically not modifiable by the user, is classified as:
a) Open Source Software
b) Shareware
c) Freeware
d) Firmware
**Answer: c) Freeware**

**8.** The technological shift from vacuum tubes to transistors primarily characterized which generation of computers?
a) First to Second
b) Second to Third
c) Third to Fourth
d) Fourth to Fifth
**Answer: a) First to Second**

**9.** Which type of computer is specifically designed to process continuous physical data like voltage or pressure and is considered faster for simulations but less accurate?
a) Digital Computer
b) Hybrid Computer
c) Analog Computer
d) Quantum Computer
**Answer: c) Analog Computer**

**10.** In a hybrid computer system, what is the typical role of the analog component?
a) Long-term data storage
b) Complex logical decision-making

MK PREPARATIONS

c) Fast input measurement and initial processing
d) User interface management
**Answer: c) Fast input measurement and initial processing**
**11.** What is the correct decimal range for an 8-bit *unsigned* binary number?
a) -128 to +127
b) 0 to 255
c) -256 to +255
d) 0 to 511
**Answer: b) 0 to 255**
**12.** To perform the subtraction 7 - 5 using the 2's complement method in an 8-bit system, what operation would the ALU actually carry out?
a) 7 + (1's complement of 5)
b) 7 + (2's complement of 5)
c) 5 + (2's complement of 7)
d) Direct binary subtraction of 0101 from 0111
**Answer: b) 7 + (2's complement of 5)**
**13.** In the ASCII-7 character encoding standard, what is the decimal value assigned to the uppercase letter 'A'?
a) 48
b) 65
c) 97
d) 32
**Answer: b) 65**
**14.** Which Unicode encoding form is variable-length (1-4 bytes), backward compatible with ASCII, and the most common on the web?
a) UTF-16
b) UTF-32
c) UTF-8
d) ASCII-8
**Answer: c) UTF-8**
**15.** In process management, what is a 'thread'?
a) A complete, independent program in execution
b) A high-priority system process
c) A lightweight unit of execution within a process that shares resources
d) The state of a process when it is waiting for an I/O operation
**Answer: c) A lightweight unit of execution within a process that shares resources**
**16.** Which type of operating system is designed for time-critical applications where missing a deadline could have catastrophic consequences?
a) Batch Processing OS
b) Time-Sharing OS
c) Soft Real-Time OS
d) Hard Real-Time OS
**Answer: d) Hard Real-Time OS**
**17.** In the context of file systems, which allocation method stores file blocks scattered across the disk, linked together by pointers, making it efficient for space but slow for random access?
a) Contiguous Allocation
b) Indexed Allocation
c) Linked Allocation
d) Sequential Allocation
**Answer: c) Linked Allocation**
**18.** In data communication, which mode allows for two-way communication but only in one direction at a time, similar to a walkie-talkie?
a) Simplex
b) Half-Duplex
c) Full-Duplex
d) Multiplex
**Answer: b) Half-Duplex**
**19.** What is the key functional difference between a network hub and a network switch?
a) A hub operates at the network layer, while a switch operates at the data link layer.
b) A hub broadcasts data to all connected devices, while a switch directs data only to the specific destination device.
c) A switch connects different networks, while a hub connects devices within the same network.
d) A hub has more ports than a switch.
**Answer: b) A hub broadcasts data to all connected devices, while a switch directs data only to the specific destination device.**
**20.** Which network topology connects every device to every other device, providing



M K PREPARATIONS



MK PREPARATIONS: Let's Make It Happen
+92 333 2605045, +92 342 4470091

Chapter 2

# History of Computers



## Introduction to Computers:

The word 'computer' originally referred to people who performed mathematical calculations. Before modern computers existed, these human 'computers' were employed to carry out complex arithmetic operations, often used in fields like astronomy, engineering, and navigation. This practice dates back to at least the 17th century.

The first recorded use of the word 'computer' in English was in 1613, describing a person who computes. Over the centuries, as technology progressed, mechanical and electronic devices took over the computational role. This evolution marked the transition from manual computing to the automated systems we rely on today.

Understanding the history of computing helps us appreciate the innovations and challenges faced by early scientists and inventors who laid the foundation for today's digital age.

## The Mechanical Era (1600–1900)

During the Mechanical Era, inventors developed physical devices to assist in computation. These devices worked without electricity and were typically operated by hand.

## Tally Sticks

Tally sticks were simple tools used since ancient times to record numbers, debts, or messages. They were not calculators but rather record-keeping aids. A notch on a stick represented a unit of value or count. These were used extensively in medieval Europe, especially for tax collection.

## Abacus (c. 2400 BC)

The abacus is one of the oldest calculating tools known to humanity. First used in Babylon around 2400 BC and later perfected in China around 500 BC, the abacus consists of beads that can be moved along rods to perform arithmetic operations. It was especially useful in trading and finance and is still used today in parts of Asia.

## Napier's Bones (1614)

Invented by Scottish mathematician John Napier, this device used rods inscribed with numbers to perform multiplication and division. It simplified large calculations and was a precursor to the logarithmic slide rule.

## Slide Rule (1622)

Developed by William Oughtred, the slide rule expanded on Napier's work by using logarithmic scales. It was used primarily for complex calculations like roots, trigonometry, and logarithms, especially by engineers until the 1970s.

## Pascaline (1642)

Created by French philosopher Blaise Pascal to help his father with tax collection, the Pascaline was a mechanical calculator that could add and subtract. It used a series of rotating wheels and was limited in functionality, but it marked a major step in the automation of arithmetic.

MK PREPARATIONS

# One Liners: History of Computer

1. The word 'computer' originally referred to a person who performed mathematical calculations.
2. The first recorded use of the word 'computer' in English was in 1613.
3. The Mechanical Era of computing (1600-1900) involved physical devices operated without electricity.
4. Tally sticks were ancient record-keeping aids, not calculators, often used in medieval Europe for tax collection.
5. The abacus, dating to 2400 BC in Babylon, is one of the oldest calculating tools, using beads on rods.
6. Napier's Bones (1614), invented by John Napier, used inscribed rods to simplify multiplication and division.
7. The slide rule (1622), developed by William Oughtred, used logarithmic scales for complex calculations.
8. The Pascaline (1642) was a mechanical calculator created by Blaise Pascal to perform addition and subtraction.
9. Gottfried Wilhelm Leibniz designed the Stepped Reckoner (1672), capable of all four basic arithmetic operations.
10. The Arithmometer (1820) by Charles Xavier Thomas de Colmar was the first commercially successful mechanical calculator.
11. Charles Babbage, the Father of the Computer, proposed the Difference Engine and Analytical Engine.
12. The Difference Engine was designed to compute polynomial functions and print results automatically.
13. The Analytical Engine is considered the first design for a general-purpose mechanical computer.
14. Ada Lovelace wrote the first algorithm intended for the Analytical Engine, making her the first programmer.
15. Ada Lovelace suggested using binary and conceptualized machine-generated music.
16. The Scheutzian Engine (1843) was the first mechanical calculator to automatically print its results.
17. The Jacquard Loom (1881) used punch cards to control weaving patterns, inspiring future computer data input.
18. Herman Hollerith's Tabulating Machine (1890) used punched cards for data processing, starting with the U.S. Census.
19. The Tabulating Machine's innovation led to the founding of IBM.
20. The Electronic Era brought faster, smaller, more reliable machines using electricity and introduced programmability.
21. Konrad Zuse's Z1 (1936-1938) is considered the first freely programmable mechanical computer.
22. The Z1 used binary floating-point arithmetic and input via punched tape.
23. The Atanasoff-Berry Computer (ABC) (1939-1942) was the first electronic digital computer.
24. The ABC used binary representation and vacuum tubes to solve systems of linear equations.
25. The Harvard Mark I (1943), or IBM ASCC, was an electromechanical computer over 51 feet long.
26. The Harvard Mark I was used by the U.S. Navy for ballistics calculations during WWII.
27. ENIAC (1946) was the first general-purpose electronic digital computer, containing over 17,000 vacuum tubes.
28. Programming ENIAC required manual reconfiguration using wires and switches.
29. EDVAC (1952), proposed by John von Neumann, introduced the stored-program architecture.

MK PREPARATIONS

## Practice MCQs

1. What was the original meaning of the word "computer"?
   a) An electronic calculating device
   b) A person who performs mathematical calculations
   c) A mechanical automation tool
   d) A data storage unit
   **Answer: b) A person who performs mathematical calculations**
2. The Pascaline, invented by Blaise Pascal, was primarily designed to:
   a) Perform multiplication and division
   b) Weave complex fabric patterns
   c) Assist with tax collection through addition and subtraction
   d) Solve polynomial equations
   **Answer: c) Assist with tax collection through addition and subtraction**
3. Which device is considered the first design for a general-purpose mechanical computer?
   a) Difference Engine
   b) Analytical Engine
   c) Stepped Reckoner
   d) Arithmometer
   **Answer: b) Analytical Engine**
4. Ada Lovelace is historically significant for:
   a) Inventing the first mechanical calculator
   b) Writing the first algorithm intended for machine processing
   c) Developing the stored-program concept
   d) Building the first electronic computer
   **Answer: b) Writing the first algorithm intended for machine processing**
5. The Tabulating Machine, which used punched cards for data processing, directly led to the founding of which company?
   a) Microsoft
   b) IBM
   c) Intel
   d) Apple
   **Answer: b) IBM**
6. Konrad Zuse's Z1 is notable for being the:
   a) First electronic digital computer
   b) First computer to use vacuum tubes
   c) First freely programmable mechanical computer
   d) First commercial computer
   **Answer: c) First freely programmable mechanical computer**
7. The Atanasoff-Berry Computer (ABC) introduced which of the following concepts?
   a) Stored-program architecture
   b) Use of transistors
   c) Binary representation and electronic calculation using vacuum tubes
   d) Integrated circuits
   **Answer: c) Binary representation and electronic calculation using vacuum tubes**
8. What was the primary use of the Harvard Mark I during World War II?
   a) Code-breaking
   b) Ballistics calculations for the U.S. Navy
   c) Predicting election results
   d) Running business payroll
   **Answer: b) Ballistics calculations for the U.S. Navy**
9. ENIAC differed from earlier computers primarily because it was:
   a) The first mechanical computer
   b) The first general-purpose electronic digital computer
   c) The first to use punch cards
   d) The first portable computer
   **Answer: b) The first general-purpose electronic digital computer**
10. The key architectural concept proposed by John von Neumann and implemented in EDVAC was:
    a) The use of vacuum tubes
    b) Parallel processing
    c) The stored-program architecture
    d) Binary logic gates
    **Answer: c) The stored-program architecture**
11. UNIVAC I holds the distinction of being the:
    a) First computer to use a graphical user interface
    b) First commercially sold computer
    c) First computer to connect to the internet
    d) First portable computer
    **Answer: b) First commercially sold computer**

MK PREPARATIONS

Chapter 3

# Computer System: Architecture and Components



MK PREPARATIONS

## Introduction To Computer And Its Basic Operations

In today's information age, computers are used in every walk of life. They are found in devices ranging from MP3 players and toys to industrial robots, fighter aircraft, and beyond, making life easier and more comfortable.

## Definition of a Computer

A computer is an electronic device that accepts input data and instructions via input devices, stores them until needed, processes the data, and produces output through output devices.

## Basic Operations of a Computer

All computers perform four fundamental operations to carry out any task: **Input, Processing, Output, and Storage**.

- **Input Operation:** The process of capturing or accepting data or information using input devices (e.g., keyboard, mouse).
- **Processing Operation:** The transformation of input into output. The **Central Processing Unit (CPU)** performs this task under the direction of a program.
- **Output Operation:** The result or outcome of the processing, delivered via output devices (e.g., monitor, printer, speakers).
- **Storage Operation:** The process of retaining data, information, or instructions so the user can retrieve them when required. Storage can be temporary (e.g., RAM) or permanent (e.g., Hard Disk).

## Evolution of Computing Devices

The term "computing device" refers to any machine that can perform calculations, from simple addition to managing complex systems.

- **Early Computing Devices:**
  - **Abacus (c. 3000 BC):** Considered the first computer, using a system of sliding beads for calculations.
  - **Leibniz's Calculating Machine (1694):** A mechanical device that could add, subtract, and multiply using gears and dials.
  - **Difference Engine (1822):** Proposed by Charles Babbage to solve differential equations.
  - **Analytical Engine:** Babbage's later concept for a general-purpose computer.
  - **Tabulating Machine (1889):** Developed by Herman Hollerith for the U.S. census, using punched cards.
  - **Z3 (1941):** Developed by Konrad Zuse, used for designing airplanes and missiles.
  - **Harvard Mark I (1944):** An electromechanical relay computer.
  - **ENIAC (1946):** The first general-purpose electronic computer, significantly faster than its predecessors.
  - **EDVAC (1945):** Designed by John von Neumann, it introduced the stored-program concept.
  - **UNIVAC-I (1951):** One of the first commercially available computers.
- **Modern Computing Devices:** Include personal computers, laptops, tablets, smartphones, and embedded systems in various appliances and vehicles.

PREPARATIONS
LET'S MAKE IT HAPPEN

## CLASSIFICATION OF COMPUTERS

Computers are classified based on size, performance, and application areas.

| Type | Description | Key Characteristics & Uses |
|---|---|---|
| **Microcomputers (Personal Computers)** | The smallest and least expensive class, originally for individual users. Now powerful enough for business networks. | **Types:** Desktop, Notebook, Laptop, Handheld (Palmtop, PDA, Smartphone). Used at work, home, school. Portable, lightweight, often battery-powered. |
| **Mainframe Computers** | Second most powerful and expensive. Used by large organizations for critical, bulk-data processing. | High-speed processing (Billions of Instructions Per Second - BIPS). Supports many terminals simultaneously. Used for census, ERP, financial transactions, airline reservations, ATMs. |
| **Supercomputers** | The most powerful and expensive. Designed for intense scientific, engineering, and business applications. | Extremely high speed (trillions of instructions per second), massive storage. Used for weather forecasting, weapon research, space exploration (NASA), complex simulations. |
| **Mobile Computers** | Devices enabling mobile computing—processing and transmitting data wirelessly. | Includes laptops, smartphones, tablets, PDAs. Feature wireless connectivity (full-duplex), portability, and mobile-specific software. |

MK PREPARATIONS

## Computer Hardware And Software

### Hardware

Computer hardware refers to the physical, tangible components of a computer system.

# One Liners: Computer Systems, Architecture and components

1. A computer is an electronic device that accepts input data and instructions, stores them, processes the data, and produces output.
2. The four fundamental operations of a computer are Input, Processing, Output, and Storage.
3. Input operation involves capturing or accepting data using input devices like a keyboard or mouse.
4. The Central Processing Unit (CPU) performs the transformation of input into output, which is the processing operation.
5. Output operation delivers the result or outcome of processing via devices like a monitor, printer, or speakers.
6. Storage operation retains data, instructions, or information for future retrieval, and can be temporary (RAM) or permanent (Hard Disk).
7. The Abacus (c. 3000 BC) is considered the first computing device, using sliding beads for calculations.
8. Charles Babbage proposed the Difference Engine (1822) to solve differential equations.
9. The Analytical Engine was Charles Babbage's later concept for a general-purpose computer.
10. Herman Hollerith's Tabulating Machine (1889) used punched cards and was developed for the U.S. census.
11. The Z3 (1941), developed by Konrad Zuse, was used for designing airplanes and missiles.
12. The Harvard Mark I (1944) was an electromechanical relay computer.
13. ENIAC (1946) was the first general-purpose electronic computer.
14. EDVAC (1945), designed by John von Neumann, introduced the stored-program concept.
15. UNIVAC-I (1951) was one of the first commercially available computers.
16. Microcomputers (Personal Computers) are the smallest and least expensive class, originally for individual users.
17. Types of microcomputers include Desktop, Notebook, Laptop, and Handheld devices (Palmtop, PDA, Smartphone).
18. Mainframe computers are the second most powerful and expensive, used by large organizations for critical, bulk-data processing.
19. Mainframes support many terminals simultaneously and are used for census, ERP, financial transactions, and airline reservations.
20. Supercomputers are the most powerful and expensive, designed for intense scientific, engineering, and business applications.
21. Supercomputers are used for weather forecasting, weapon research, space exploration, and complex simulations.
22. Mobile Computers are devices enabling mobile computing—processing and transmitting data wirelessly.
23. Mobile computers include laptops, smartphones, tablets, and PDAs, featuring wireless connectivity and portability.
24. Computer hardware refers to the physical, tangible components of a computer system (e.g., monitor, keyboard, mouse, CPU).
25. The primary function of hardware is to store and execute software.
26. Computer software is a set of instructions that directs the computer on what to do and how to do it.
27. The primary function of software is to operate the hardware and perform specific tasks.
28. Hardware is physical and tangible, whereas software is logical and intangible.
29. Hardware executes software and performs physical work, while software provides instructions to the hardware.
30. Hardware understands only binary (0s and 1s), and software provides instructions in binary form.

MK PREPARATIONS
PREPARATIONS
LET'S MAKE IT HAPPEN

## Practice MCQs

**1.** Which of the following is NOT one of the four fundamental operations performed by all computers?
a) Input
b) Processing
c) Communication
d) Storage
**Answer: c) Communication**

**2.** Which early computing device, considered the first computer, used a system of sliding beads for calculations?
a) Analytical Engine
b) Difference Engine
c) Abacus
d) Pascaline
**Answer: c) Abacus**

**3.** The concept where both program instructions and data are stored in the same memory was introduced by which computer?
a) ENIAC
b) Harvard Mark I
c) EDVAC
d) UNIVAC-I
**Answer: c) EDVAC**

**4.** Which type of computer is specifically designed for intense scientific applications and is the most powerful and expensive?
a) Mainframe Computer
b) Microcomputer
c) Minicomputer
d) Supercomputer
**Answer: d) Supercomputer**

**5.** What is the primary functional distinction between computer hardware and software?
a) Hardware is logical, software is physical.
b) Hardware provides instructions, software executes them.
c) Hardware is tangible and performs physical work, software is intangible and provides instructions.
d) Hardware is stored permanently, software is temporary.
**Answer: c) Hardware is tangible and performs physical work, software is intangible and provides instructions.**

**6.** Which type of software acts as an interface between the computer hardware and the application software?
a) Utility Software
b) System Software
c) Firmware
d) Customized Software
**Answer: b) System Software**

**7.** A software translator that converts the entire source code into machine code at once, producing an object file, is called a(n):
a) Interpreter
b) Assembler
c) Compiler
d) Linker
**Answer: c) Compiler**

**8.** Customized banking software developed for a specific bank is an example of which category of application software?
a) General-Purpose Software
b) Productivity Software
c) Special-Purpose Software
d) System Software
**Answer: c) Special-Purpose Software**

**9.** Software that is copyrighted and distributed free of charge for use, but whose source code is not made available for modification, is known as:
a) Open Source Software
b) Shareware
c) Freeware
d) Firmware
**Answer: c) Freeware**

**10.** Which component of the CPU is specifically responsible for fetching, decoding, and executing instructions, and directing data flow?
a) Arithmetic Logic Unit (ALU)
b) Control Unit (CU)
c) Accumulator (AX)
d) Cache Memory
**Answer: b) Control Unit (CU)**

**11.** Which CPU register holds the memory address of the next instruction to be fetched from memory?
a) Instruction Register (IR)

MK PREPARATIONS

PREPARATIONS LET'S MAKE IT HAPPEN

Chapter 4

# Number Systems, Digital Logics and Data Basics



MK PREPARATIONS

## Introduction to Digital Systems and Data

Modern technology is built upon the principles of digital systems. These systems process information using discrete values—primarily the binary digits 0 and 1—as opposed to the continuous signals found in the natural world. This chapter provides a comprehensive foundation in the core concepts that bridge data representation, logical processing, and structured data management. We will explore how computers represent numbers, text, and multimedia, how they perform logical and arithmetic operations using Boolean algebra and logic gates, and how complex data is organized and managed in database systems. Mastery of these topics is essential for understanding the inner workings of all computational devices.

## Data and Number Systems

### Data, Information, and Operations

- **Data** is a raw collection of facts, figures, and statistics related to an object. It is an organizational asset used to view past activities and make future decisions.
- **Information** is data that has been processed, manipulated, and organized into a meaningful and useful context (e.g., a student's percentage result).
- **Data Processing Operations** involve a series of actions to convert data into information:

1. **Data Capturing:** Recording data via source documents or input devices.
2. **Data Manipulation:** This includes:
   - **Classifying:** Organizing data into groups using codes.
   - **Calculating:** Performing arithmetic operations.
   - **Sorting:** Arranging data in a logical sequence.
   - **Summarizing:** Condensing data into a concise form.
3. **Managing Output Results:** This involves storing, retrieving, communicating, and reproducing the processed information.

### Number Systems

Number systems define how values are represented using symbols. Computers use different systems for internal processing and human-readable formats.

| System | Base | Digits/Symbols | Primary Use |
|---|---|---|---|
| **Decimal** | 10 | 0, 1, 2, 3, 4, 5, 6, 7, 8, 9 | Human everyday use. |
| **Binary** | 2 | 0, 1 | Internal computer processing. |
| **Octal** | 8 | 0, 1, 2, 3, 4, 5, 6, 7 | Historical computing; compact binary representation (3 bits/digit). |
| **Hexadecimal** | 16 | 0-9, A(10), B(11), C(12), D(13), E(14), F(15) | Modern compact binary representation (4 bits/digit); memory addressing. |



MK PREPARATIONS: Let's Make It Happen
+92 333 2605045, +92 342 4470091

# One Liners: Number Systems, Digital Logics and Data Basics

1. Data is a raw collection of facts, figures, and statistics related to an object, used for viewing past activities and making future decisions.
2. Information is data that has been processed, manipulated, and organized into a meaningful and useful context.
3. The first data processing operation is Data Capturing, which involves recording data via source documents or input devices.
4. Data Manipulation includes the actions of Classifying, Calculating, Sorting, and Summarizing data.
5. The decimal number system uses a base of 10 and the digits 0-9, and is primarily for human everyday use.
6. The binary number system uses a base of 2 and the digits 0 and 1, and is used for internal computer processing.
7. The octal number system uses a base of 8 and digits 0-7, historically used for compact binary representation (3 bits/digit).
8. The hexadecimal number system uses a base of 16 and digits 0-9 and A-F, used for modern compact binary representation (4 bits/digit) and memory addressing.
9. Binary representation is used because digital circuits are built from transistors with two stable states: ON (1) and OFF (0).
10. To convert a decimal number to another base, repeatedly divide the decimal number by the target base and record remainders from bottom to top.
11. To convert binary to octal, group bits into sets of three from the right, pad with leading zeros if needed, and convert each group to its octal digit.
12. To convert binary to hexadecimal, group bits into sets of four from the right, pad with leading zeros if needed, and convert each group to its hex digit.
13. To convert octal to binary, convert each octal digit to its 3-bit binary equivalent.
14. To convert hexadecimal to binary, convert each hex digit to its 4-bit binary equivalent.
15. Whole numbers (unsigned integers) use all bits for magnitude; for n bits, the range is 0 to $(2^n – 1)$.
16. Signed integers use the Most Significant Bit (MSB) as a sign bit: 0 for positive, 1 for negative.
17. The Two's Complement method is used to represent negative integers: invert all bits of the positive number and add 1 to the result.
18. For an n-bit signed integer using two's complement, the range is $-2^{n-1}$ to $(2^{n-1} – 1)$.
19. Real numbers (with fractions) are represented using floating-point notation: Sign × Mantissa × 2^Exponent.
20. Single-precision floating-point format uses 32 bits: 1 sign bit, 8 exponent bits, and 23 mantissa bits.
21. Double-precision floating-point format uses 64 bits: 1 sign bit, 11 exponent bits, and 52 mantissa bits.
22. To convert a fractional decimal part to binary, multiply the fraction by 2 repeatedly, recording the integer part each time.
23. Binary addition follows the rules: 0+0=0, 0+1=1, 1+0=1, 1+1=0 with a carry of 1.
24. Binary subtraction is performed by adding the two's complement of the subtrahend to the minuend.
25. ASCII (American Standard Code for Information Interchange) uses 7 bits, representing 128 characters.
26. Extended ASCII uses 8 bits, representing 256 characters.
27. Unicode is a universal standard designed to represent characters from all world languages.
28. UTF-8 is a variable-length Unicode encoding (1-4 bytes) that is backward compatible with ASCII.
29. UTF-16 is a variable-length Unicode encoding using 2 or 4 bytes per character.
30. UTF-32 is a fixed-length Unicode encoding using 4 bytes per character.
31. Digital images are composed of pixels, with color often represented by RGB (Red, Green, Blue) values ranging from 0-255 each.

MK PREPARATIONS

M K P R E P A R A T I O N S

## Practice MCQs

**1.** What is the key difference between data and information?
a) Data is processed, information is raw.
b) Data is meaningful, information is a collection of facts.
c) Data is raw, information is processed and meaningful.
d) Data is stored electronically, information is printed.
**Answer: c) Data is raw, information is processed and meaningful.**

**2.** Which of the following is NOT a step in data manipulation?
a) Classifying
b) Capturing
c) Calculating
d) Summarizing
**Answer: b) Capturing**

**3.** Which number system uses a base of 8 and is historically significant for representing 3 binary bits per digit?
a) Decimal
b) Hexadecimal
c) Octal
d) Binary
**Answer: c) Octal**

**4.** What is the primary reason computers use the binary number system internally?
a) It is easy for humans to understand.
b) It allows for complex mathematical operations.
c) It aligns with the two stable states (ON/OFF) of transistors in digital circuits.
d) It provides the most compact representation of numbers.
**Answer: c) It aligns with the two stable states (ON/OFF) of transistors in digital circuits.**

**5.** To convert the decimal number 29 to binary, what is the correct sequence of remainders from the repeated division-by-2 process?
a) 10111
b) 11101
c) 11011
d) 11110
**Answer: b) 11101**

**6.** The binary number 11010101 is equivalent to which hexadecimal number?
a) D5
b) C5
c) D4
d) E5
**Answer: a) D5**

**7.** What is the range of values for an 8-bit unsigned integer?
a) -128 to +127
b) 0 to 255
c) -255 to +255
d) 0 to 511
**Answer: b) 0 to 255**

**8.** In the two's complement representation, how is the negative equivalent of a positive binary number formed?
a) Invert all bits.
b) Invert all bits and subtract 1.
c) Invert all bits and add 1.
d) Add 1 to the number.
**Answer: c) Invert all bits and add 1.**

**9.** In a 32-bit single-precision floating-point format, how many bits are allocated to the mantissa (significand)?
a) 1 bit
b) 8 bits
c) 23 bits
d) 52 bits
**Answer: c) 23 bits**

**10.** Which Unicode encoding form is variable-length and backward compatible with ASCII, making it the most common on the web?
a) UTF-16
b) UTF-32
c) UTF-8
d) ASCII-8
**Answer: c) UTF-8**

**11.** In digital image representation, what does the RGB model define?
a) Red, Gray, Blue color components
b) Red, Green, Blue color intensities
c) Resolution, Gamma, Brightness

Chapter 5

# Operating Systems



MK PREPARATIONS

## What is Software?

Software represents the logical component of a computer system—the intangible instructions that bring hardware to life. Without software, even the most advanced computer hardware remains nothing more than an inert collection of electronic circuits and components.

**Formal Definition:** Software is a comprehensive collection of computer programs, procedures, and associated documentation that instructs a computer on what tasks to perform and how to perform them. It serves as the intermediary between human intentions and machine execution.

## Types of Software: A Fundamental Classification

Software is broadly classified into two main categories, each serving distinct but complementary roles in the computing ecosystem:

### System Software

**Definition:** System software comprises programs designed to manage and operate computer hardware, providing a stable platform upon which application software can run. This software category acts as the fundamental bridge between hardware components and user applications.

**Key Characteristics:**

- Acts as an intermediary between hardware and user applications
- Essential for computer operation (cannot run without it)
- Typically pre-installed or comes with the system
- Operates largely in the background

**Major Components:**

1. **Operating Systems (OS):** The most critical system software that manages all hardware resources and provides common services for computer programs.
   - **Examples:** Windows, macOS, Linux, Android, iOS
2. **Device Drivers:** Specialized programs that enable the operating system to communicate with hardware devices.
   - **Examples:** Printer drivers, graphics card drivers, network adapter drivers
3. **Utility Programs:** Software tools designed to help manage, maintain, and optimize the computer system.
   - **Examples:** Antivirus software, disk cleanup tools, backup utilities, system monitors

**Primary Purpose:** To manage hardware resources efficiently and create a stable, predictable environment for other software to execute.

### Application Software

**Definition:** Application software consists of programs designed to help users perform specific tasks or solve particular problems. Unlike system software, these programs fulfill user needs directly.

**Key Characteristics:**

- Controlled by users to perform specific tasks
- Optional—installed based on user requirements
- Focuses on end-user productivity, creativity, or entertainment
- Requires system software to function

**Major Categories:**

1. **Productivity Software:** Tools for office work and document creation
   - **Examples:** Microsoft Word, Google Docs, Microsoft Excel
2. **Communication Software:** Applications for information exchange



MK PREPARATIONS: Let's Make It Happen
+92 333 2605045, +92 342 4470091

# One-Liners: Operating Systems

1. Software is a collection of computer programs, procedures, and documentation that instructs a computer on what to do and how to do it.
2. Without software, computer hardware is a useless collection of electronic components.
3. System software manages computer hardware and provides a platform for running application software.
4. System software acts as an intermediary between hardware and user applications.
5. Operating systems, device drivers, and utility programs are examples of system software.
6. The purpose of system software is to manage hardware resources and create a stable environment for other software.
7. Application software helps users perform specific tasks or solve particular problems.
8. Application software fulfills user needs directly through programs like word processors and web browsers.
9. System software controls hardware; application software is controlled by users to perform tasks.
10. A computer cannot run without system software; application software is optional based on user needs.
11. System software is usually pre-installed; application software is installed by users.
12. An operating system is the most critical type of system software, acting as an interface between user and hardware.
13. The OS controls program execution and manages computer resources.
14. The primary purpose of an OS is to act as a resource manager for hardware and software resources.
15. An OS provides a user interface offering a stable way for users and applications to interact with hardware.
16. A command line interface (CLI) is text-based, requiring users to type specific commands.
17. CLI is powerful and flexible but has a steep learning curve requiring command memorization.
18. DOS was one of the first widely-installed OS for IBM-compatible PCs using commands like DIR and COPY.
19. UNIX is a powerful, multi-user, multitasking OS forming the basis for Linux and macOS.
20. A menu-driven interface presents users with screens of options, requiring no command memorization.
21. Menu-driven interfaces are simpler than CLI but less flexible, ideal for systems like ATMs.
22. A graphical user interface uses graphics and is interacted with via pointing devices like mice.
23. GUI is user-friendly and easier to learn but may be slower for advanced tasks compared to CLI.
24. Microsoft Windows evolved from an environment on top of DOS to a full-fledged GUI OS.
25. macOS is Apple's GUI OS known for user-friendly design.
26. Linux is a free, open-source OS kernel; distributions like Ubuntu provide complete user-friendly systems.
27. CLI offers more precise control over file systems and OS compared to GUI.
28. GUI provides excellent multitasking with visual cues for multiple windows.
29. CLI can be faster for experienced users due to keyboard-only operation.
30. GUI uses more system resources to render graphics compared to CLI.
31. CLI is excellent for scripting and automating command sequences.
32. A single-user OS is designed for one person at a time.
33. A single-tasking OS runs only one application at a time (e.g., old MS-DOS).
34. A single-user multitasking OS allows one user to run multiple applications concurrently.
35. A multi-user OS allows multiple users to access system resources simultaneously.
36. Time-sharing divides CPU time into slices allocated among multiple users.
37. Batch processing OS collects jobs in batches and processes them without user interaction.
38. Batch processing is efficient for CPU utilization in tasks like payroll systems.
39. A disadvantage of batch processing is lack of interactivity and difficult debugging.

MK PREPARATIONS
LET'S MAKE IT HAPPEN

# Practice MCQs

1. **What is the fundamental role of System Software?**
a) To help users perform specific tasks like word processing.
b) To manage and operate computer hardware, providing a platform for application software.
c) To provide entertainment and games for users.
d) To connect the computer to the internet.
**Answer: b) To manage and operate computer hardware, providing a platform for application software.**
2. **Which of the following is a key distinction between System Software and Application Software?**
a) System Software is optional, Application Software is essential.
b) System Software is installed by the user, Application Software is pre-installed.
c) A computer cannot run without System Software, but Application Software is optional.
d) Application Software controls the hardware directly.
**Answer: c) A computer cannot run without System Software, but Application Software is optional.**
3. **The most critical type of system software that acts as an interface between the user and the computer hardware is the:**
a) Device Driver
b) Utility Program
c) Operating System (OS)
d) Compiler
**Answer: c) Operating System (OS)**
4. **Which type of user interface is characterized by a text-based environment where users must type specific commands?**
a) Graphical User Interface (GUI)
b) Menu-Driven Interface (MDI)
c) Command Line Interface (CLI)
d) Touch Interface
**Answer: c) Command Line Interface (CLI)**
5. **Which early operating system was one of the first widely-installed for IBM-compatible PCs and used commands like DIR and COPY?**
a) UNIX
b) Windows 95
c) DOS (Disk Operating System)
d) macOS
**Answer: c) DOS (Disk Operating System)**
6. **What is a primary advantage of a Graphical User Interface (GUI) over a Command Line Interface (CLI)?**
a) It offers more precise control over the file system.
b) It is faster for experienced users to perform complex tasks.
c) It is more user-friendly and easier to learn, using visual recognition.
d) It uses fewer system resources like RAM and CPU.
**Answer: c) It is more user-friendly and easier to learn, using visual recognition.**
7. **An OS that allows only one user to run multiple applications concurrently is classified as:**
a) Multi-User, Single-Tasking
b) Single-User, Multitasking
c) Multi-User, Multitasking
d) Single-User, Single-Tasking
**Answer: b) Single-User, Multitasking**
8. **In a multi-user operating system, the technique where CPU time is divided into small slices and allocated among multiple users is called:**
a) Batch Processing
b) Multiprogramming
c) Time-Sharing
d) Real-Time Processing
**Answer: c) Time-Sharing**
9. **Which type of operating system is designed to process jobs collected in batches without any user interaction, ideal for payroll systems?**
a) Real-Time OS
b) Time-Sharing OS
c) Batch Processing OS
d) Distributed OS
**Answer: c) Batch Processing OS**

MK PREPARATIONS

Chapter 6

# Artificial Intelligence (AI)



MK PREPARATIONS

## What is Artificial Intelligence?

**Definition:** Artificial Intelligence (AI) is the branch of computer science that aims to create systems capable of performing tasks that normally require human intelligence. These tasks include learning, reasoning, problem-solving, perception, language understanding, and decision-making.

**Conceptual Understanding:** AI represents the science and engineering of making intelligent machines, particularly intelligent computer programs. It is related to the similar task of using computers to understand human intelligence, but AI does not have to confine itself to methods that are biologically observable.

**Historical Context:** The term "Artificial Intelligence" was first coined by John McCarthy in 1956 at the Dartmouth Conference. He defined it as "the science and engineering of making intelligent machines."

## Fundamental Goals of AI

The primary objectives of artificial intelligence research can be categorized into four main goals:

### Systems That Think Like Humans

- Systems that model human cognitive processes
- Example: Cognitive architectures that simulate human reasoning patterns
- Approach: Study how humans think through introspection, psychological experiments, and brain imaging

### Systems That Think Rationally

- Systems that follow logical reasoning principles
- Example: Theorem provers that use formal logic
- Approach: Use computational models of logical reasoning

### Systems That Act Like Humans

- Systems that exhibit human-like behavior
- Example: Chatbots that mimic human conversation
- Approach: The Turing Test as a behavioral measure

### Systems That Act Rationally

- Systems that make optimal decisions to achieve goals
- Example: Autonomous robots that navigate efficiently
- Approach: Rational agent theory and decision theory

**Real-World Example:** Consider a self-driving car. It must:

- **Think like humans:** Understand traffic patterns intuitively
- **Think rationally:** Calculate optimal routes mathematically
- **Act like humans:** Signal before turning like human drivers
- **Act rationally:** Make safe decisions to reach the destination

## Approaches to Artificial Intelligence

AI researchers have developed several distinct approaches to creating intelligent systems:

### Symbolic AI (Good Old-Fashioned AI - GOFAI)

**Concept:** Uses symbols to represent problems and logical rules to manipulate them.

**Characteristics:**



MK PREPARATIONS: Let's Make It Happen
+92 333 2605045, +92 342 4470091

- Knowledge representation using symbols
- Rule-based reasoning systems
- Explicit programming of knowledge

**Example:** Expert systems for medical diagnosis that use if-then rules:

IF patient has fever AND cough > 3 days

AND chest pain = True

THEN probability of pneumonia = 70%

**Limitations:**

- Brittle (fails with incomplete information)
- Knowledge acquisition bottleneck
- Poor handling of uncertainty

### Connectionist Approach (Neural Networks)

**Concept:** Models intelligence using artificial neural networks inspired by biological brains.

**Characteristics:**

- Distributed representation
- Learning from examples
- Parallel processing

**Example:** Handwriting recognition systems that learn from thousands of handwriting samples.

**Advantages:**

- Robust to noisy data
- Can learn complex patterns
- Generalizes well to new examples

### Evolutionary Approach

**Concept:** Uses principles of natural selection and genetic algorithms.

**Characteristics:**

- Population-based search
- Fitness-based selection
- Crossover and mutation operations

**Example:** Optimizing antenna designs by evolving thousands of virtual antennas and selecting the best performers.

### Bayesian Approach

**Concept:** Uses probability theory to handle uncertainty.

**Characteristics:**

- Probabilistic reasoning
- Bayesian networks
- Statistical learning

**Example:** Spam filters that calculate the probability of an email being spam based on word frequencies.

## Types of Artificial Intelligence

AI systems can be classified based on their capabilities and functionalities:

### Based on Capabilities

**1. Narrow AI (Weak AI)**

- Designed for specific tasks
- Cannot perform beyond its programmed scope
- Examples: Chess programs, recommendation systems, voice assistants

MK PREPARATIONS
PREPARATIONS
LET'S MAKE IT HAPPEN

```
        for each child in EXPAND(node, problem) do
            s ← child.STATE
            if problem.GOAL-TEST(s) then return SOLUTION(child)
            if s is not in reached then
                add s to reached
                add child to frontier
    return failure
```

**Properties:**

- Complete: Yes (if branching factor finite)
- Optimal: Yes (if all actions have same cost)
- Time: O(b^d) where b = branching factor, d = depth
- Space: O(b^d) (stores all nodes)

**Example:** Finding shortest path in unweighted graph.

**2. Depth-First Search (DFS)**

```
function DFS(problem) returns solution or failure
    frontier ← LIFO stack containing Node(problem.INITIAL)
    reached ← {problem.INITIAL}

    while not IS-EMPTY(frontier) do
        node ← POP(frontier)
        if problem.GOAL-TEST(node.STATE) then return SOLUTION(node)
        for each child in EXPAND(node, problem) do
            s ← child.STATE
            if s is not in reached then
                add s to reached
                add child to frontier
    return failure
```

**Properties:**

- Complete: No (can get stuck in infinite depth)
- Optimal: No
- Time: O(b^m) where m = maximum depth
- Space: O(bm) (linear in depth)

**3. Depth-Limited Search**

- DFS with depth limit l
- Returns failure if no solution within depth l

**4. Iterative Deepening Search**

```
function ITERATIVE-DEEPENING-SEARCH(problem) returns solution or failure
    for depth = 0 to ∞ do
        result ← DEPTH-LIMITED-SEARCH(problem, depth)
        if result ≠ cutoff then return result
```

MK PREPARATIONS

PREPARATIONS
LET'S MAKE IT HAPPEN

```
    for each a in ACTIONS(state) do
        v ← MAX(v, MIN-VALUE(RESULT(state, a)))
    return v

function MIN-VALUE(state) returns utility value
    if TERMINAL-TEST(state) then return UTILITY(state)
    v ← ∞
    for each a in ACTIONS(state) do
        v ← MIN(v, MAX-VALUE(RESULT(state, a)))
    return v
```

**Properties:**

- Complete: Yes (if tree finite)
- Optimal: Yes (against optimal opponent)
- Time: O(b^m)
- Space: O(bm) (depth-first)

**Alpha-Beta Pruning**

```
function ALPHA-BETA-SEARCH(state) returns action
    v ← MAX-VALUE(state, -∞, ∞)
    return the action in ACTIONS(state) with value v

function MAX-VALUE(state, α, β) returns utility value
    if TERMINAL-TEST(state) then return UTILITY(state)
    v ← -∞
    for each a in ACTIONS(state) do
        v ← MAX(v, MIN-VALUE(RESULT(state, a), α, β))
        if v ≥ β then return v
        α ← MAX(α, v)
    return v

function MIN-VALUE(state, α, β) returns utility value
    if TERMINAL-TEST(state) then return UTILITY(state)
    v ← ∞
    for each a in ACTIONS(state) do
        v ← MIN(v, MAX-VALUE(RESULT(state, a), α, β))
        if v ≤ α then return v
        β ← MIN(β, v)
    return v
```

MK PREPARATIONS

PREPARATIONS
LET'S MAKE IT HAPPEN

### Ethical Frameworks

- **Consequentialism:** Judge by outcomes
- **Deontology:** Follow rules/duties
- **Virtue Ethics:** Focus on character
- **Rights-based:** Protect individual rights

## Bias and Fairness in AI

### Types of Bias

- **Dataset Bias:** Underrepresentation in training data
- **Algorithmic Bias:** Unequal treatment by algorithm
- **Measurement Bias:** Flawed measurement of target variable
- **Historical Bias:** Past discrimination encoded in data

### Fairness Definitions

- **Demographic Parity:** Equal selection rates across groups
- **Equal Opportunity:** Equal true positive rates
- **Equalized Odds:** Equal true positive and false positive rates
- **Individual Fairness:** Similar individuals treated similarly

### Mitigation Strategies

- **Pre-processing:** Adjust training data
- **In-processing:** Modify learning algorithm
- **Post-processing:** Adjust model outputs
- **Adversarial Debiasing:** Use adversarial training

## Transparency and Explainability

### Explainable AI (XAI)

- **Interpretable Models:** Simple, understandable models
- **Model Explanation:** Explain complex model decisions
- **Model Inspection:** Understand how model works
- **Model Transparency:** Clear about capabilities and limitations

### Explanation Methods

- **LIME:** Local Interpretable Model-agnostic Explanations
- **SHAP:** Shapley Additive Explanations
- **Counterfactual Explanations:** "What if" scenarios
- **Attention Visualization:** Show what model focuses on

### Right to Explanation

- GDPR Article 22: Right to meaningful information about logic involved
- Need for human-understandable explanations
- Balancing transparency with intellectual property

## Privacy and Security

### Privacy-Preserving AI

- **Differential Privacy:** Add noise to protect individuals
- **Federated Learning:** Train on decentralized data

MK PREPARATIONS

PREPARATIONS LET'S MAKE IT HAPPEN

# One-Liners: Artificial Intelligence (AI)

1. Artificial Intelligence is the science and engineering of making intelligent machines that can perform tasks requiring human intelligence.
2. The Turing Test, proposed by Alan Turing in 1950, evaluates a machine's ability to exhibit intelligent behavior indistinguishable from a human.
3. The Chinese Room Argument by John Searle challenges strong AI by arguing that symbol manipulation alone does not create understanding.
4. An intelligent agent perceives its environment through sensors and acts upon it through actuators to achieve goals.
5. A rational agent selects actions that maximize its expected performance measure given its percept sequence and built-in knowledge.
6. Breadth-First Search is complete and optimal for uniform cost but has exponential space complexity O(b^d).
7. Depth-First Search uses linear space O(bm) but is neither complete nor optimal in infinite spaces.
8. A* search uses $f(n) = g(n) + h(n)$ and is optimal if h(n) is admissible (never overestimates) and complete if branching factor is finite.
9. An admissible heuristic never overestimates the cost to reach the goal, while a consistent heuristic satisfies $h(n) \leq c(n,a,n') + h(n')$.
10. Minimax algorithm evaluates game trees assuming optimal play by both players, with time complexity O(b^m) for depth m.
11. Alpha-beta pruning improves minimax by eliminating branches that cannot affect the final decision, reducing time to O(b^(m/2)) in best case.
12. Propositional logic uses atomic sentences connected by operators (¬, ∧, ∨, ⇒, ⇔) and supports inference through resolution.
13. First-order logic extends propositional logic with quantifiers (∀, ∃), predicates, functions, and variables for more expressive knowledge representation.
14. Modus Ponens ($\alpha \Rightarrow \beta, \alpha \,/\, \therefore \beta$) and Resolution ($\alpha \vee \beta, \neg\beta \vee \gamma \,/\, \therefore \alpha \vee \gamma$) are fundamental inference rules in logic.
15. Unification finds substitutions that make two logical expressions identical, enabling generalized modus ponens in first-order logic.
16. Machine learning algorithms improve their performance on a task through experience, measured by a performance metric.
17. Supervised learning uses labeled training data $\{(x_i, y_i)\}$ to learn mapping $f: X \rightarrow Y$ for classification or regression.
18. Unsupervised learning discovers patterns in unlabeled data through clustering, dimensionality reduction, or association rule learning.
19. Reinforcement learning agents learn optimal policies through interaction with environment to maximize cumulative reward.
20. Overfitting occurs when a model learns training data noise, while underfitting happens when model is too simple to capture patterns.
21. Bias-variance tradeoff: simple models have high bias (underfit), complex models have high variance (overfit).
22. Cross-validation estimates model performance by partitioning data into training and validation sets multiple times.
23. Linear regression models continuous outputs using $y = w^T x + b$, optimized by minimizing mean squared error.

MK PREPARATIONS

# Practice MCQs

1. **Which of the following best defines Artificial Intelligence?**
   a) Programming computers to perform specific tasks efficiently
   b) Creating systems that can perform tasks requiring human intelligence
   c) Building expert systems for narrow domains only
   d) Simulating human brain neurons in software
   **Answer: b) Creating systems that can perform tasks requiring human intelligence**
2. **The Turing Test evaluates a machine's ability to:**
   a) Solve complex mathematical problems
   b) Exhibit intelligent behavior indistinguishable from humans
   c) Learn from experience without human intervention
   d) Process natural language with perfect accuracy
   **Answer: b) Exhibit intelligent behavior indistinguishable from humans**
3. **John Searle's Chinese Room Argument challenges:**
   a) The feasibility of machine learning algorithms
   b) The possibility of computers achieving true understanding
   c) The ethical implications of AI development
   d) The computational efficiency of neural networks
   **Answer: b) The possibility of computers achieving true understanding**
4. **A rational agent in AI is defined as one that:**
   a) Always makes perfect decisions
   b) Has complete knowledge of its environment
   c) Maximizes expected performance given available information
   d) Mimics human decision-making processes exactly
   **Answer: c) Maximizes expected performance given available information**
5. **Which search algorithm is complete and optimal but has exponential space complexity?**
   a) Depth-First Search
   b) Breadth-First Search
   c) Hill Climbing
   d) Simulated Annealing
   **Answer: b) Breadth-First Search**
6. *In A search, a heuristic function h(n) is admissible if:**
   a) h(n) never underestimates the true cost to reach the goal
   b) h(n) is always equal to the true cost to reach the goal
   c) h(n) never overestimates the true cost to reach the goal
   d) h(n) is calculated using only local information
   **Answer: c) h(n) never overestimates the true cost to reach the goal**
7. **Alpha-beta pruning improves minimax algorithm by:**
   a) Expanding all possible game tree nodes
   b) Eliminating branches that cannot affect final decision
   c) Using heuristic evaluation functions at all nodes
   d) Searching deeper in promising branches only
   **Answer: b) Eliminating branches that cannot affect final decision**
8. **In propositional logic, the resolution rule states that from $\alpha \vee \beta$ and $\neg\beta \vee \gamma$, we can infer:**
   a) $\alpha \wedge \gamma$
   b) $\alpha \vee \gamma$
   c) $\beta \Rightarrow \gamma$
   d) $\neg\alpha \Rightarrow \gamma$
   **Answer: b) $\alpha \vee \gamma$**
9. **First-order logic extends propositional logic by adding:**
   a) Probabilistic reasoning capabilities
   b) Quantifiers, predicates, and variables
   c) Temporal operators for time reasoning
   d) Fuzzy logic for handling uncertainty
   **Answer: b) Quantifiers, predicates, and variables**



MK PREPARATIONS: Let's Make It Happen
+92 333 2605045, +92 342 4470091

Chapter 7

# Theory of Automata

## Introduction to Automata Theory

### The Foundation: What is Computation?

At its heart, computer science seeks to understand what can and cannot be computed, and the resources required to do so. Before the advent of physical computers, mathematicians and logicians like Alan Turing, Alonzo Church, Emil Post, and others sought to define the very notion of an "effective procedure" or "algorithm." Automata theory provides the formal models for these procedures.

**Conceptual Definition:** An automaton (plural: automata) is an abstract, mathematical model of a machine that follows a predetermined sequence of operations to process information. It is a **finite representation** of a system that receives input, changes its internal state according to a set of rules, and may produce output.

**Real-Life Analogy:** Consider a simple vending machine. It has a finite number of states: Idle, Amount_Entered_Partial, Amount_Entered_Full. It receives input (coins of different denominations). Based on the current state and the input coin, it transitions to a new state (e.g., from Idle to Amount_Entered_Partial). When the state Amount_Entered_Full is reached, it delivers the product (output) and returns to Idle. This is a finite automaton in the physical world.

### Key Objectives and Relevance

The study of automata theory serves several critical purposes:

1. **To Formalize Computation:** It provides precise, mathematical definitions for computing devices, from the very simple to the very powerful.
2. **To Classify Problems:** It allows us to categorize computational problems based on the type of machine (and hence resources like memory) needed to solve them.
3. **To Understand Limitations:** It leads to profound, provable statements about the limits of computation (e.g., the Halting Problem).
4. **Foundations for Practical Tools:** The theories directly underpin the design of compilers (lexical analysis, parsing), text processors (regular expression search), hardware design (sequential circuits), and protocol analysis.

### The Chomsky Hierarchy: A Roadmap

The central organizing framework of automata theory is the **Chomsky Hierarchy**, proposed by linguist Noam Chomsky. It establishes a containment hierarchy of formal grammars and their corresponding recognizing machines. This hierarchy will be our guide throughout these notes.

| Grammar Type | Language Class | Recognizing Automaton | Production Rules (Example) | Memory Constraint |
|---|---|---|---|---|
| Type 0 | Recursively Enumerable | Turing Machine (TM) | $\alpha \rightarrow \beta$ (Unrestricted) | Unlimited |
| Type 1 | Context-Sensitive | Linear-Bounded Automaton (LBA) | $\alpha A \beta \rightarrow \alpha \gamma \beta$ | Linear in input size |
| Type 2 | Context-Free | Pushdown Automaton (PDA) | $A \rightarrow \gamma$ | Unlimited Stack |



M K PREPARATIONS



MK PREPARATIONS: Let's Make It Happen
+92 333 2605045, +92 342 4470091

| | | | | |
|---|---|---|---|---|
| Type 3 | Regular | Finite Automaton (FA) | A → aB, A → a | Finite Memory |

*Table: The Chomsky Hierarchy showing the relationship between grammars, languages, and machines.*

We will study these machines in **ascending order of power**: Finite Automata, Pushdown Automata, and Turing Machines. Context-sensitive languages and LBAs are often covered at a more introductory level in FPSC exams due to their complexity.



MK PREPARATIONS

# Finite Automata (FA)

Finite Automata model systems with a **finite amount of memory**. The entire "history" of computation that is relevant for future actions is summarized in the current *state*. They are the simplest model in our hierarchy.

## Basic Concepts and Definitions

**Formal Definition (Deterministic Finite Automaton - DFA):** A DFA is a 5-tuple, $(Q, \Sigma, \delta, q_0, F)$, where:

1. **Q:** A finite set of states.
2. **Σ:** A finite set of input symbols (the alphabet).
3. **δ:** The transition function, **δ: Q × Σ → Q**. It maps a state and an input symbol to the next state.
4. **$q_0$:** The start state, an element of Q.
5. **F:** A set of final (or accepting) states, a subset of Q.

**Key Idea:** A DFA is "deterministic" because for every state and every input symbol, there is **exactly one** specified next state. There is no ambiguity.

**Graphical Representation (State Diagram):** A directed graph where:

- Circles represent states.
- Arrows represent transitions (labeled with an input symbol).
- An arrow with no source marks the start state.
- Double circles denote final states.

**Example 2.1:** Let's design a DFA that accepts all strings over $\Sigma = \{0, 1\}$ that end with '01'.

- **Intuition:** The machine must "remember" the last two symbols seen.
- **States:**
  - $q_0$: Start. Remembers nothing relevant or the last symbol was not '0'.
  - $q_1$: Remembers that the last symbol was a '0'.
  - $q_2$: Remembers that the last two symbols were '01' (ACCEPTING).
- **Transitions:**
  - In $q_0$, on input '0', go to $q_1$. On '1', stay in $q_0$.
  - In $q_1$, on input '0', stay in $q_1$. On '1', go to $q_2$.
  - In $q_2$, on input '0', go to $q_1$. On '1', go to $q_0$.
- **F = {$q_2$}`.

**Tabular Representation (Transition Table):** Often used for algorithmic processing.

| State | Input 0 | Input 1 |
|---|---|---|
| → $q_0$ | $q_1$ | $q_0$ |
| $q_1$ | $q_1$ | **$q_2$** |
| ***$q_2$*** | $q_1$ | $q_0$ |



MK PREPARATIONS: Let's Make It Happen
+92 333 2605045, +92 342 4470091

# One-Liners: Theory of Automata

1. **DFA vs NFA:** In DFA, $\delta: Q\times\Sigma\rightarrow Q$; in NFA, $\delta: Q\times\Sigma\rightarrow P(Q)$ with possible ε-transitions.
2. **Subset Construction:** Converts NFA to DFA, where each DFA state represents a set of NFA states.
3. **ε-closure:** Set of all states reachable from a given state via ε-transitions alone.
4. **Myhill-Nerode Theorem:** Language L is regular iff it has finite number of equivalence classes under the indistinguishability relation.
5. **Minimization Algorithm:** Uses partition refinement to merge indistinguishable states in a DFA.
6. **Arden's Theorem:** If equation is $X = AX + B$, then smallest solution is $X = A^*B$, provided $\varepsilon\notin A$.
7. **Left Linear Grammar:** Productions of form $A\rightarrow Ba$ or $A\rightarrow a$; Right Linear Grammar: $A\rightarrow aB$ or $A\rightarrow a$.
8. **Pumping Lemma Contrapositive:** To prove L not regular, show $\forall p\ \exists s\in L$ with $|s|\geq p$ such that $\forall xyz=s$ with $|xy|\leq p$ & $|y|>0$, $\exists i\geq 0$ with $xy^iz\notin L$.
9. **Regular Closure:** Closed under all Boolean operations, concatenation, Kleene star, reversal, homomorphisms.
10. **CFG Ambiguity:** Grammar ambiguous if $\exists w\in L$ with $\geq 2$ leftmost derivations or parse trees.
11. **Inherent Ambiguity:** Language where every CFG for it is ambiguous (e.g., $\{a^nb^nc^md^m\} \cup \{a^nb^mc^md^n\}$).
12. **CNF Conversion:** Eliminates ε-productions, unit productions, then converts to $A\rightarrow BC$ or $A\rightarrow a$.
13. **Greibach Normal Form:** All productions $A\rightarrow a\alpha$ where $\alpha\in V^*$ and $a\in T$.
14. **PDA Acceptance Modes:** Final state and empty stack are equivalent for nondeterministic PDA.
15. **Deterministic PDA:** At most one move for each (state, input, stack-top) combination.
16. **DPDA Languages:** DCFL properly contained in CFL; not closed under union, intersection.
17. **CFL Pumping Lemma:** For long strings z, can write $z=uvwxy$ with vx non-empty, $|vwx|\leq p$, and $uv^iwx^iy\in L\ \forall i\geq 0$.
18. **Ogden's Lemma:** Strengthened pumping lemma where specific positions can be "marked."
19. **CFL Closure:** Closed under union, concatenation, Kleene star, homomorphism, reversal. Not closed under intersection, complement.
20. **CFL Intersection with Regular:** Always a CFL (useful closure property).
21. **CYK Algorithm:** $O(n^3)$ dynamic programming algorithm for membership in a CFL given in CNF.
22. **Turing Machine Configuration:** Triple (state, tape contents, head position).
23. **Multi-tape TM Simulation:** k-tape TM can be simulated by 1-tape TM with $O(T^2(n))$ time.



MK PREPARATIONS: Let's Make It Happen
+92 333 2605045, +92 342 4470091

# Practice MCQs

**1. Which of the following statements about finite automata is FALSE?**
a) Every NFA can be converted to an equivalent DFA
b) Every DFA is also an NFA
c) The language accepted by an NFA with n states may require a DFA with $2^n$ states
d) An NFA with ε-transitions is more powerful than one without
**Answer: d) (Both are equally powerful)**

**2. The minimum number of states required in a DFA that accepts all strings over {0,1} whose 5th symbol from the right end is 1 is:**
a) 32
b) 16
c) 8
d) 6
**Answer: a) ($2^5$ = 32 states needed to remember last 5 symbols)**

**3. According to the Myhill-Nerode theorem, a language is regular if and only if:**
a) It satisfies the pumping lemma
b) It has a finite number of equivalence classes under the indistinguishability relation
c) It can be expressed by a regular expression
d) It is accepted by some NFA
**Answer: b)**

**4. Which of these languages is NOT regular?**
a) {w ∈ {0,1}* | w contains an equal number of 0s and 1s}
b) {w ∈ {0,1}* | w ends with 00}
c) {w ∈ {0,1}* | w contains 010 as substring}
d) {$0^n$ | n is a prime number}
**Answer: a) and d) are both not regular, but if only one answer: a) is the classic example**

**5. The regular expression (a+b)*a(a+b)*a(a+b)* generates:**
a) Strings with exactly two a's
b) Strings with at least two a's
c) Strings with at most two a's
d) Strings beginning and ending with a
**Answer: b)**

**6. Which pumping lemma condition is violated for L = {$0^{10n}$ | n ≥ 0} to prove it's not regular?**
a) $|xy| \le p$
b) $|y| > 0$
c) $xy^iz \in L$ for all $i \ge 0$
d) All conditions hold, so L is regular
**Answer: c) (Pumping y of 0s changes length to not be multiple of 10)**

**7. A grammar with productions S → aS | bS | a | b is:**
a) Type 3 (Regular)
b) Type 2 (Context-Free)
c) Type 1 (Context-Sensitive)
d) Type 0 (Unrestricted)
**Answer: a) (Right-linear grammar)**

**8. The language {$a^nb^nc^n$ | n ≥ 0} is:**
a) Regular
b) Context-Free
c) Context-Sensitive but not CF
d) Recursively Enumerable but not CS
**Answer: c)**

**9. Which of the following is TRUE about ambiguous CFGs?**
a) Every ambiguous grammar can be converted to an unambiguous one
b) Every language has an unambiguous grammar
c) Some languages are inherently ambiguous
d) Ambiguity doesn't affect parsing
**Answer: c)**

**10. In Chomsky Normal Form, the maximum number of steps to derive a string of length n is:**
a) n
b) 2n-1
c) $n^2$
d) 2n
**Answer: b) (2n-1 derivation steps)**

**11. The language {ww | w ∈ {0,1}*} is:**
a) Regular
b) Context-Free
c) Context-Sensitive but not CF
d) Recursive but not CS
**Answer: c) (Requires comparing arbitrary positions, not possible with PDA alone)**

**12. A PDA with acceptance by empty stack and final state:**
a) Are equivalent for deterministic PDAs

Chapter 8

# Office Automation



MK PREPARATIONS

## Introduction to Office Automation

Office Automation refers to the use of computer software and systems to digitally create, collect, store, manipulate, and relay office information to accomplish core tasks. The primary applications involved are Word Processors, Spreadsheets, Database Management Systems, and Presentation Software. This chapter provides a comprehensive guide to Word Processing and Spreadsheet software, their features, interfaces, and practical operations.

## Word Processing

## What is a Word Processor?

A Word Processor is application software used for the composition, editing, formatting, and printing of text-based documents. It goes beyond simple typing by allowing the manipulation of text, insertion of images, sounds, charts, graphics, and even video clips. Documents can be saved in various formats (.txt, .rtf, .html, .doc, .docx) and published on the web with hyperlinks. Its greatest advantage over a typewriter is the ability to make changes without retyping the entire document.

**Examples of Word Processing Software:** MS Word, WordPerfect, OpenOffice Writer, Google Docs, AbiWord, Apple iWork.

## Categories of Word Processors

**Text Editors (Simple Word Processors)**

These support basic features only. Examples include WordPad and Notepad.

**Basic Features:**

- **Insert & Delete Text:** Add or erase characters, words, lines, or pages.
- **Cut, Copy & Paste:** Move or duplicate sections of text.
- **Page Size & Margins:** Define page layout; text readjusts automatically.
- **Search & Replace:** Find and optionally replace specific words/phrases.
- **Word Wrap:** Text automatically moves to the next line.
- **Print:** Send document to a printer.

**Full-Featured Word Processors**

These support advanced features for sophisticated document manipulation (e.g., MS Word).

**Advanced Features:**

- **File Management:** Create, delete, move, and search for files.
- **Font Specifications:** Change font type, size, style (bold, italic, underline), and color.
- **Footnotes & Cross-references:** Automate numbering and link to document sections.
- **Graphics:** Embed illustrations, charts, and Clip Art.
- **Headers, Footers & Page Numbers:** Add consistent text at the top/bottom of every page.
- **Layout Control:** Set varied margins, indents, and paragraph formatting.
- **Macros:** Record a series of keystrokes (text or commands) for automation.
- **Mail Merge:** Generate multiple personalized documents (e.g., mailing labels).
- **Spell Checker & Thesaurus:** Check spelling and find synonyms.
- **Tables of Contents & Indexes:** Generate automatically based on codes.
- **Multiple Document Windows:** Edit several documents simultaneously.
- **WYSIWYG (What You See Is What You Get):** On-screen display matches printed output.

PREPARATIONS
LET'S MAKE IT HAPPEN



MK PREPARATIONS: Let's Make It Happen
+92 333 2605045, +92 342 4470091

- The file extension for an Outlook file is ".pst"

### 6. MS OneNote

- It was released on November 19, 2003
- It is a note-taking application

### Microsoft Office Versions

- When introduced, it was a part of the Office suite only. Later, the developers made it free, standalone and easily available at play store for android devices
- The notes may include images, text, tables, etc.
- The extension for OneNote files is ".one"
- It can be used both online and offline and is a multi-user application

Apart from the applications mentioned above, various other applications are included in the MS Office suite but these are most commonly used ones and questions based on the same may be asked in the upcoming exams as well.

### Microsoft Office Versions

When the Office suite was first released, it was entirely devoted for usage in computer systems but later with time the Office suite was modified for use in Laptops, Tablets and Mobile phones.

Given below are the various versions of Microsoft Office along with the years in which the version was released:

| Version name | Release Date/ Year |
|---|---|
| Microsoft Office for Windows | October 1990 |
| Microsoft Office 3.0 | August 30, 1992 |
| Microsoft Office 4.x | 1994 |
| Microsoft Office 1995 | August 24, 1995 |
| Microsoft Office 1997 | 1997 |
| Microsoft Office 2000 | June 7, 1997 |
| Microsoft Office XP | May 31, 2001 |
| Microsoft Office 2003 | October 21, 2003 |
| Microsoft Office 2007 | January 30, 2007 |
| Microsoft Office 2010 | June 15, 2010 |
| Microsoft Office 2013 | January 30, 2012 |
| Microsoft Office 2016 | September 22, 2015 |

All the above-mentioned dates are for the Office suite released for Windows. Apart from these, the versions Online, for Mac and for Mobile Phones were released separately

### Working with Microsoft Word Interface

The interface is the user's gateway to interact with the software.

**Key Components of the Word Window:**



MK PREPARATIONS: Let's Make It Happen
+92 333 2605045, +92 342 4470091

MK PREPARATIONS

# One Liners: Office Automation

1. Office Automation uses computer software to digitally create, collect, store, manipulate, and relay office information to accomplish core tasks.
2. Primary applications of office automation include Word Processors, Spreadsheets, Database Management Systems, and Presentation Software.
3. A Word Processor is application software used for the composition, editing, formatting, and printing of text-based documents.
4. A key advantage of a word processor over a typewriter is the ability to make changes without retyping the entire document.
5. Text Editors (simple word processors) support only basic features like insert, delete, cut, copy, paste, and word wrap.
6. Full-Featured Word Processors support advanced capabilities like mail merge, macros, footnotes, and table of contents generation.
7. The WYSIWYG (What You See Is What You Get) feature ensures the on-screen display matches the printed output.
8. The Title Bar in a word processor window displays the name of the active document and the application.
9. The Ribbon in modern word processors replaced menus and contains tabs grouping related commands.
10. The Quick Access Toolbar is a customizable bar for frequently used commands like Save, Undo, and Redo.
11. The Ruler shows text positioning, tabs, margins, and indents both horizontally and vertically.
12. The Document Window is the main area for creating and editing, with a blinking cursor indicating the insertion point.
13. The Status Bar shows document information such as page number, word count, and zoom level.
14. Ctrl+N is the keyboard shortcut to create a new document in most word processors.
15. Ctrl+S is the shortcut to save a document, while Ctrl+O is used to open an existing document.
16. Ctrl+P opens the Print dialog box for printing a document.
17. In Insert Mode (default), new text pushes existing text forward.
18. In Overtype Mode, new text overwrites existing text at the cursor position.
19. Ctrl+A selects the entire document's content.
20. The Backspace key deletes characters to the left of the cursor, while the Delete key deletes characters to the right.
21. Cut (Ctrl+X), Copy (Ctrl+C), and Paste (Ctrl+V) are used to move or duplicate text via the Clipboard.
22. The Clipboard is a temporary memory space managed by the operating system for transferring data between applications.
23. Undo (Ctrl+Z) reverses the last action, and Redo (Ctrl+Y) reapplies it.
24. Font Formatting involves changing the appearance of characters, including type, size, style, and color.
25. Serif fonts have small decorative strokes at the ends (e.g., Times New Roman) and are good for printed body text.
26. Sans-serif fonts lack decorative strokes (e.g., Arial, Calibri) and are better for on-screen text.
27. Common font styles include Bold (Ctrl+B), Italic (Ctrl+I), and Underline (Ctrl+U).
28. Shift+F3 cycles through case options for selected text (Sentence case, lowercase, UPPERCASE).
29. Paragraph Formatting controls the alignment, indentation, and spacing of entire paragraphs.
30. Text alignment options include Align Left (Ctrl+L), Center (Ctrl+E), Align Right (Ctrl+R), and Justify (Ctrl+J).
31. Justified alignment makes text align evenly to both the left and right margins.

MK PREPARATIONS

## Practice MCQs

**1.** What is the primary purpose of Office Automation?
a) To replace human workers entirely
b) To use computer software to digitally create, store, manipulate, and relay office information
c) To design hardware for office use
d) To provide entertainment in the workplace
**Answer: b) To use computer software to digitally create, store, manipulate, and relay office information**

**2.** Which of the following is NOT a primary application of office automation?
a) Word Processor
b) Spreadsheet
c) Operating System
d) Database Management System
**Answer: c) Operating System**

**3.** The greatest advantage of a word processor over a traditional typewriter is:
a) It is more expensive
b) It makes a louder sound
c) It allows changes without retyping the entire document
d) It uses more paper
**Answer: c) It allows changes without retyping the entire document**

**4.** Which word processing feature ensures that the on-screen display exactly matches the printed output?
a) AutoCorrect
b) WYSIWYG (What You See Is What You Get)
c) Word Wrap
d) Mail Merge
**Answer: b) WYSIWYG (What You See Is What You Get)**

**5.** In a word processor window, which component is a customizable bar for frequently used commands like Save and Undo?
a) Title Bar
b) Ribbon
c) Quick Access Toolbar
d) Status Bar
**Answer: c) Quick Access Toolbar**

**6.** What is the keyboard shortcut to select all text in a document?
a) Ctrl+C
b) Ctrl+V
c) Ctrl+A
d) Ctrl+X
**Answer: c) Ctrl+A**

**7.** Which typing mode causes new text to overwrite existing text at the cursor position?
a) Insert Mode
b) Overtype Mode
c) Replace Mode
d) Typeover Mode
**Answer: b) Overtype Mode**

**8.** The temporary memory space used by the operating system to hold cut or copied data for pasting is called the:
a) Cache
b) Clipboard
c) RAM
d) Hard Drive
**Answer: b) Clipboard**

**9.** Which font type has small decorative strokes at the ends of characters and is generally better for printed body text?
a) Sans-serif
b) Script
c) Serif
d) Monospace
**Answer: c) Serif**

**10.** What does the keyboard shortcut Shift+F3 do when text is selected?
a) Makes text bold
b) Cycles through case options (Sentence case, lowercase, UPPERCASE)
c) Opens the Font dialog box
d) Increases font size
**Answer: b) Cycles through case options (Sentence case, lowercase, UPPERCASE)**

**11.** Which text alignment makes text align evenly to both the left and right margins?
a) Align Left
b) Center
c) Align Right
d) Justify
**Answer: d) Justify**

MK PREPARATIONS
LET'S MAKE IT HAPPEN

Chapter 9

# Microsoft Word (MS Word)



## With Word you can:

- Create a document from scratch or from a template .
- Add text, images, art, and videos.
- Research a topic and find credible sources.
- Access your documents from a computer, tablet, or phone via OneDrive.
- Share your documents and collaborate with others.
- Track and review changes.

MK PREPARATIONS

## Create a new document

1. On the **File** tab, select **New.**
2. Select **Blank document,** or double-click a template image or type the kind of document into the **Search for online templates** box and press **Enter.**

**Tip:** For practice using Word features, try a learning guide like **Welcome to Word** or **Insert your first table of contents**.

## Add and format text

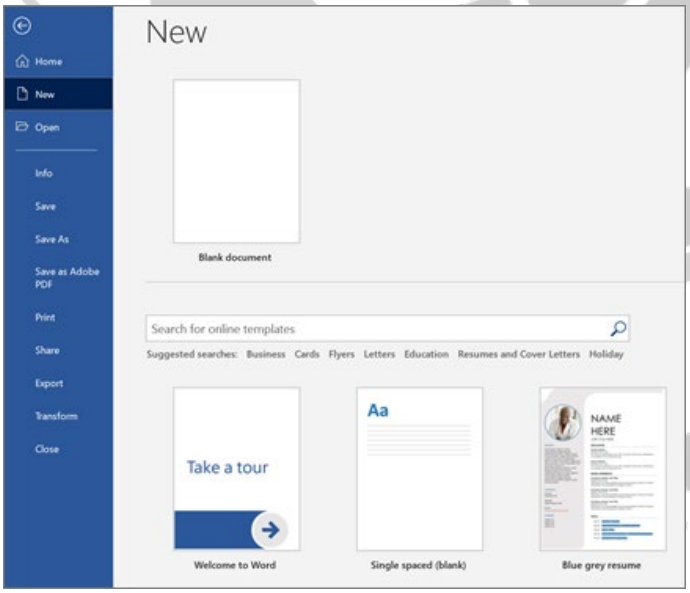


1. Click on your new blank page and type some text.

2. Select text to format and choose font options on the **Home** tab: **Bold** , **Italic** , **Bullets** , **Numbering** , and more.

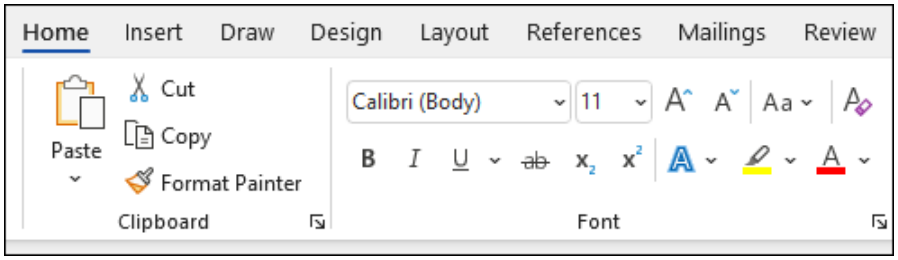

2. On **Shape Format** or **Drawing Tools Format**, select **Text Fill** or **Text Outline**, and pick the color you want.

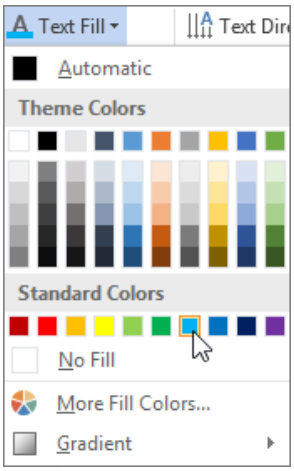


3. Click or tap outside of your text box to see the effect.

**Choose a text effect**

1. Select the WordArt text to change.

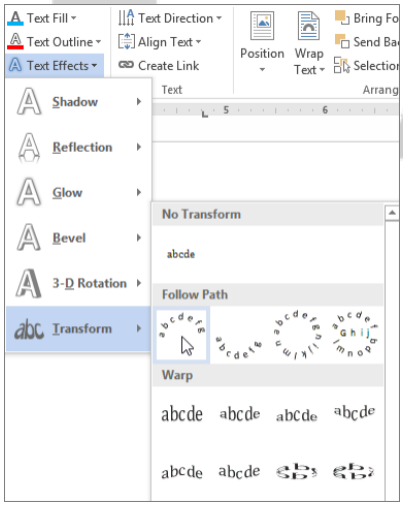


2. Go to **Shape Format** or **Drawing Tools Format** > **Text Effects** >**Transform**.

   Pick the effect you want.
3. Click outside of your text box to see the effect.

2. Go to **Layout**, and open the **Page Setup** dialog box.

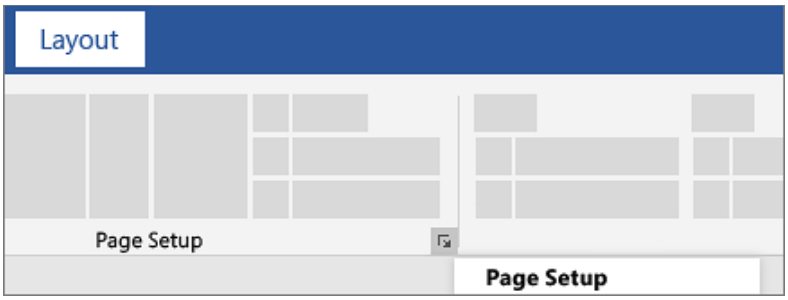


3. Select **Landscape**, and in the **Apply to** box, choose **Selected text**.

MK PREPARATIONS

## Add a border to a page

1. Go to **Design** > **Page Borders**.

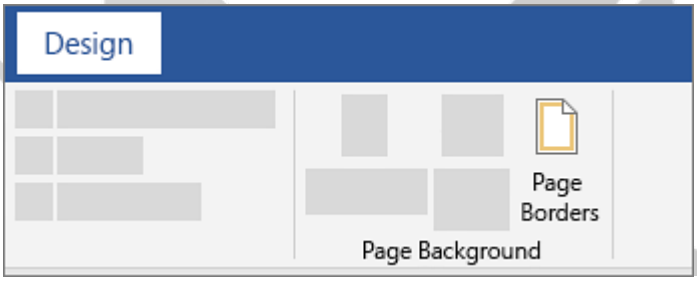


2. Make selections for how you want the border to look.

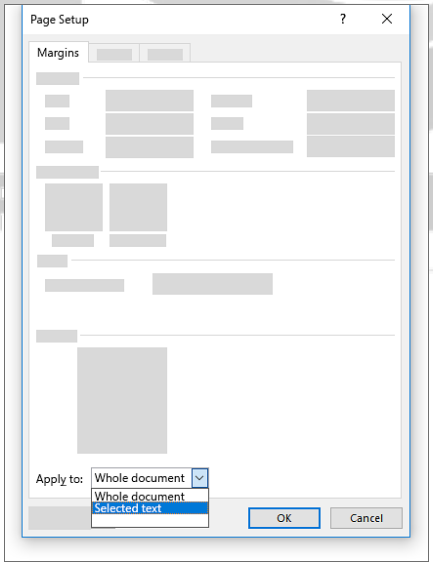

# One Liners: MS Word

1. Microsoft Word allows you to create documents from scratch or from an online template.
2. You can research topics and find credible sources directly within Microsoft Word.
3. Documents can be accessed from a computer, tablet, or phone via OneDrive.
4. Word facilitates document sharing and collaboration with others.
5. The Track and Review changes feature is available in Microsoft Word.
6. A new blank document is created from the **File** tab by selecting **New** and then **Blank document**.
7. To create a document from a template, you can double-click a template image or search in the **Search for online templates** box.
8. Learning guides like **Welcome to Word** are available for practice with Word features.
9. Text is formatted using options on the **Home** tab such as **Bold**, **Italic**, **Bullets**, and **Numbering**.
10. The **Insert** tab is used to add elements like Tables, Pictures, Shapes, SmartArt, Charts, and Screenshots.
11. A table is inserted by selecting **Insert > Table** and hovering over a grid to choose the number of rows and columns.
12. For a larger or customized table, use **Insert > Table > Insert Table**.
13. Existing text separated by tabs can be converted to a table using **Insert > Table > Convert Text to Table**.
14. You can draw a custom table using **Insert > Table > Draw Table**.
15. To add text, place the cursor at the desired location and start typing.
16. To replace text, select it and start typing; double-click selects a single word.
17. Clicking to the left of a line selects the entire line.
18. Text formatting can be applied from the pop-up toolbar or the **Home** tab's Font group.
19. The Format Painter tool copies formatting from one text selection to another.
20. Double-clicking the Format Painter allows copying formatting to multiple locations.
21. To save a document to OneDrive, use **File > Save As** or **Save a Copy** and select **OneDrive**.
22. Save personal files to **OneDrive - Personal** and work files to your company's OneDrive or SharePoint site.
23. You can also save a document to other locations like the Desktop by selecting **Browse**.
24. AutoSave automatically saves changes when a document is stored in OneDrive or SharePoint.
25. AutoSave can be toggled on or off from the Quick Access Toolbar.
26. The Quick Access Toolbar can be shown by right-clicking the ribbon and selecting **Show Quick Access Toolbar**.
27. Pictures can be inserted from your PC (**This Device**), from Stock Images, or from the web (**Online Pictures**).
28. In older Word versions, the option for online pictures may be labeled **Online Pictures** next to **Pictures**.
29. To resize a picture, select it and drag a corner handle.
30. Text wrapping options control how text flows around a picture; selecting any option other than **In Line with Text** allows you to move the picture.
31. **In Line with Text** layout places a picture within a paragraph, causing it to move as text is added or removed.
32. WordArt is inserted via **Insert > WordArt**; you can pick a style and type your text.
33. Existing text can be converted to WordArt by selecting the text first, then going to **Insert > WordArt**.
34. The color of WordArt text is changed using **Text Fill** or **Text Outline** on the **Shape Format** or **Drawing Tools Format** tab.

MK PREPARATIONS

## Practice MCQs

1. In Microsoft Word, where do you go to create a brand new document from a blank slate?
a) Home > New
b) File > New > Blank document
c) Insert > New Document
d) View > New Window
**Answer: b) File > New > Blank document**

2. Which feature in Word allows you to automatically save changes when your document is stored on OneDrive?
a) AutoRecover
b) Quick Save
c) AutoSave
d) Background Save
**Answer: c) AutoSave**

3. To quickly convert text separated by tabs into a structured table, which command should you use?
a) Insert > Table > Draw Table
b) Insert > Table > Excel Spreadsheet
c) Insert > Table > Convert Text to Table
d) Layout > Convert > Text to Table
**Answer: c) Insert > Table > Convert Text to Table**

4. What is the primary function of the Format Painter tool in Word?
a) To change the page color
b) To copy formatting from one text selection to another
c) To insert painterly art effects
d) To adjust paragraph spacing
**Answer: b) To copy formatting from one text selection to another**

5. How do you ensure that the header on the first page of your document is different from the rest (e.g., blank)?
a) Delete the header on the first page manually.
b) Insert a section break after the first page.
c) Check the **Different First Page** box in the Header & Footer Tools.
d) Use **File > Options** to disable the first page header.
**Answer: c) Check the Different First Page box in the Header & Footer Tools.**

6. When inserting a picture, which text wrapping option places the picture within the text paragraph, causing it to move as text is edited?
a) Square
b) Tight
c) Behind Text
d) In Line with Text
**Answer: d) In Line with Text**

7. You want to start page numbering from "1" on the second page of your document. What should you set the "Start at" value to in the Page Number Format dialog?
a) 1
b) 0
c) 2
d) -1
**Answer: b) 0**

8. To create a custom watermark using your company logo, which sequence of commands do you follow?
a) Design > Watermark > Custom Watermark > Picture watermark
b) Insert > Picture > Set as Watermark
c) Page Layout > Background > Custom Watermark
d) View > Watermark > Insert Picture
**Answer: a) Design > Watermark > Custom Watermark > Picture watermark**

9. Which key must you hold down while dragging a shape's rotation handle to constrain the rotation to 15-degree increments?
a) Ctrl
b) Alt
c) Shift
d) Tab
**Answer: c) Shift**

10. If the Quick Access Toolbar is not visible, how can you display it?
a) Go to File > Options > Quick Access Toolbar.
b) Right-click the ribbon and select **Show Quick Access Toolbar**.
c) It is always visible and cannot be hidden.
d) Go to View > Toolbars > Quick Access.
**Answer: b) Right-click the ribbon and select Show Quick Access Toolbar.**

11. To change only a specific section of your document to landscape orientation while

MK PREPARATIONS

Chapter 10

# Microsoft Excel (MS Excel)



## What is Excel?

Excel makes it easy to crunch numbers. With Excel, you can streamline data entry with AutoFill. Then, get chart recommendations based on your data, and create them with one click. Or easily spot trends and patterns with data bars, color coding, and icons.

## Create a workbook

1. Open Excel.
2. Select **Blank workbook**. Or press **Ctrl+N**.

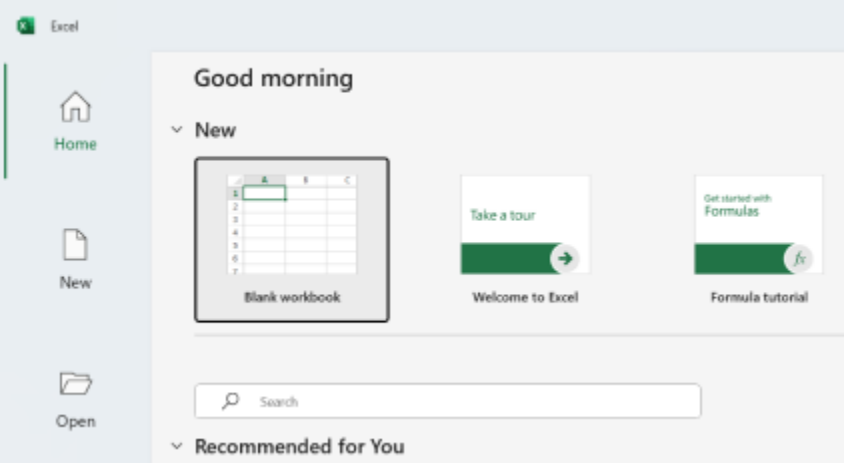


## Enter data

To manually enter data:

1. Select an empty cell, such as A1, and then type text or a number.
2. Press **Enter** or **Tab** to move to the next cell.

To fill data in a series:

1. Enter the beginning of the series in two cells: such as Jan and Feb; or 2014 and 2015.
2. Select the two cells containing the series, and then drag the fill handle across or down the cells.

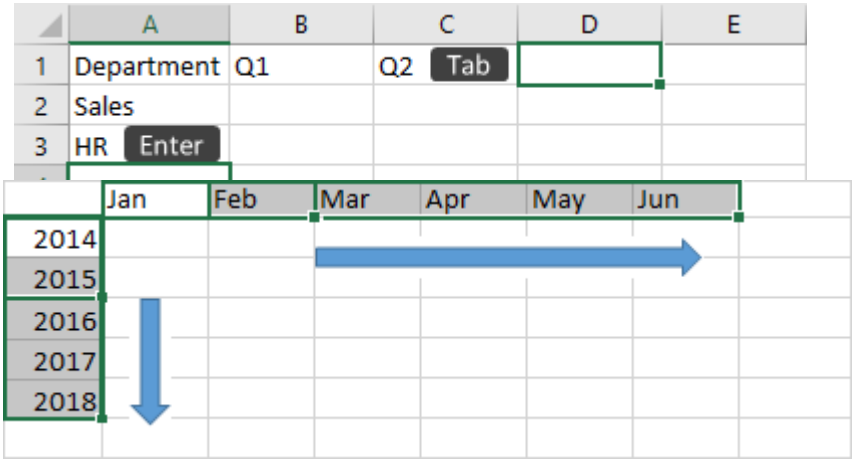


MK PREPARATIONS
LET'S MAKE IT HAPPEN

there is only one number reference in this formula. The Intellisense tag will appear for any function.

**AutoSum horizontally**

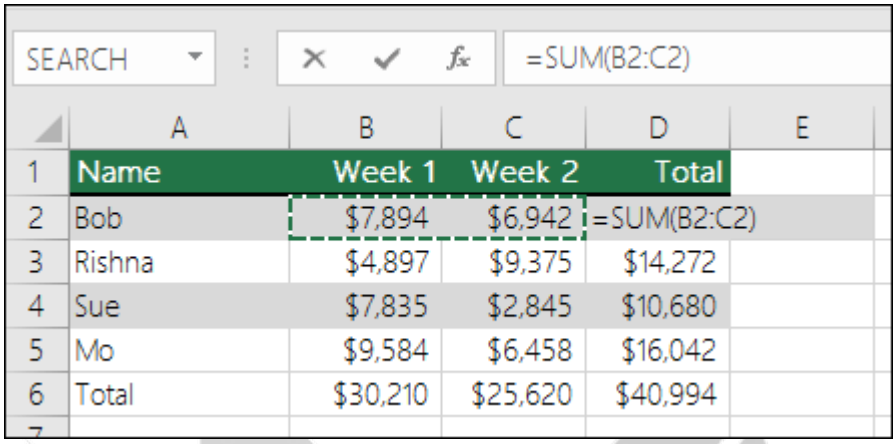


**Avoid rewriting the same formula**

After you create a formula, you can copy it to other cells — no need to rewrite the same formula. You can either copy the formula, or use the fill handle to copy the formula to adjacent cells. For example, when you copy the formula in cell B6 to C6, the formula in that cell automatically changes to update to cell references in column C.

When you copy the formula, ensure that the cell references are correct. Cell references may

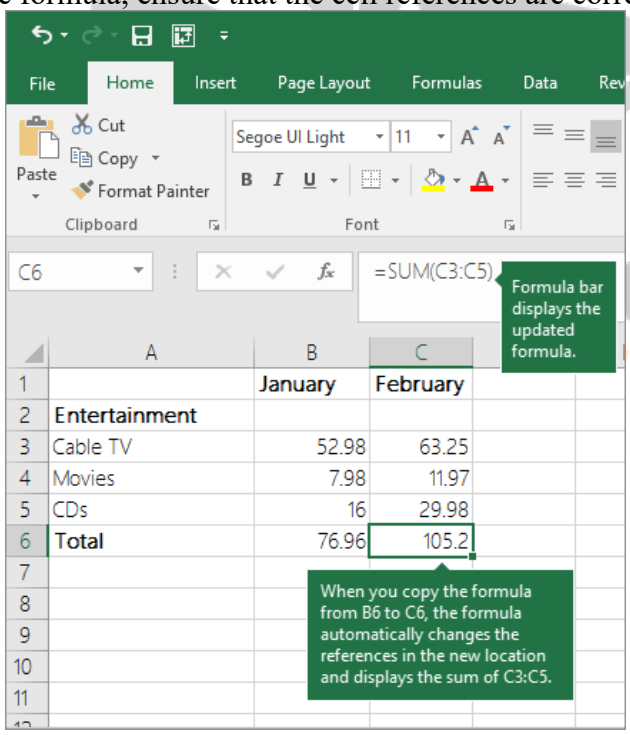


change if they have relative references.

What can I use in a formula to mimic calculator keys?

| Calculator key | Excel method | Description, example | Result |
|---|---|---|---|
| + (Plus key) | + (plus) | Use in a formula to add numbers. Example: =4+6+2 | 12 |
| - (Minus key) | - (minus) | Use in a formula to subtract numbers or to signify a negative number.<br>Example: =18-12<br>Example: =24*-5 (24 times negative 5) | 6<br>-120 |
| x (Multiply key) | * (asterisk; also called "star") | Use in a formula to multiply numbers. Example: =8*3 | 24 |
| ÷ (Divide key) | / (forward slash) | Use in a formula to divide one number by another. Example: =45/5 | 9 |
| % (Percent key) | % (percent) | Use in a formula with * to multiply by a percent. Example: =15%*20 | 3 |
| √ (square root) | SQRT (function) | Use the SQRT function in a formula to find the square root of a number. Example: =SQRT(64) | 8 |
| 1/x (reciprocal) | =1/n | Use =1/*n* in a formula, where *n* is the number you want to divide 1 by.<br>Example: =1/8 | 0.125 |

**Add a watermark in Excel**

You can use an image, such as a logo, to insert as a watermark that will appear on the spreadsheet along with the displayed data.

**Create a watermark**

1. Select **Insert** > **Header & Footer**.
2. Tap on the header and on the **Header & Footer Elements** tab on the ribbon, click **Picture**.
3. Select one of the available options to insert your image. In the header, you'll see **& [Picture]**.
4. Tap anywhere outside the header to see the watermark.

Format the watermark picture

1. Click the header in the spreadsheet.
2. On the **Header & Footer Elements** tab, click **Format Picture**.
3. In the **Format Picture** dialog box, select **Picture** tab > **Color** > select an option.

**Merge and unmerge cells**

You can't split an individual cell, but you can make it appear as if a cell has been split by merging the cells above it.

**Merge cells**

1. Select the cells to merge.

MK PREPARATIONS

**Number formats**

To see all available number formats, select the Dialog Box Launcher next to **Number** on

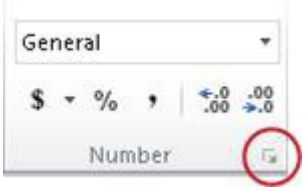


the **Home** tab in the **Number** group.

| Format | Description |
|---|---|
| General | The default number format that Excel applies when you type a number. For the most part, numbers that are formatted with the **General** format are displayed just the way you type them. However, if the cell is not wide enough to show the entire number, the **General** format rounds the numbers with decimals. The **General** number format also uses scientific (exponential) notation for large numbers (12 or more digits). |
| Number | Used for the general display of numbers. You can specify the number of decimal places that you want to use, whether you want to use a thousands separator, and how you want to display negative numbers. |
| Currency | Used for general monetary values and displays the default currency symbol with numbers. You can specify the number of decimal places that you want to use, whether you want to use a thousands separator, and how you want to display negative numbers. |
| Accounting | Also used for monetary values, but it aligns the currency symbols and decimal points of numbers in a column. |
| Date | Displays date and time serial numbers as date values, according to the type and locale (location) that you specify. Date formats that begin with an asterisk (*) respond to changes in regional date and time settings that are specified in Control Panel. Formats without an asterisk are not affected by Control Panel settings. |
| Time | Displays date and time serial numbers as time values, according to the type and locale (location) that you specify. Time formats that begin with an asterisk (*) respond to changes in regional date and time settings that are specified in Control Panel. Formats without an asterisk are not affected by Control Panel settings. |
| Percentage | Multiplies the cell value by 100 and displays the result with a percent (**%**) symbol. You can specify the number of decimal places that you want to use. |
| Fraction | Displays a number as a fraction, according to the type of fraction that you specify. |
| Scientific | Displays a number in exponential notation, replacing part of the number with E+n, where E (which stands for Exponent) multiplies the preceding number by 10 to the nth power. For example, a 2-decimal **Scientific** format displays 12345678901 as 1.23E+10, which is 1.23 times 10 to the 10th power. You can specify the number of decimal places that you want to use. |
| Text | Treats the content of a cell as text and displays the content exactly as you type it, even when you type numbers. |

MK PREPARATIONS

This unlocks all the cells on the worksheet when you protect the worksheet. Now, you can choose the cells you specifically want to lock.

5. On the worksheet, select only the cells that you want to lock.
6. Bring up the **Format Cells** popup window again (Ctrl+Shift+F).
7. This time, on the **Protection** tab, check the **Locked** box and then select **OK**.
8. On the **Review** tab, select **Protect Sheet**.

9. In the **Allow all users of this worksheet to** list, choose the elements that you want users to be able to change.

**More information about worksheet elements**

| Clear this check box | To prevent users from |
|---|---|
| **Select locked cells** | Moving the pointer to cells for which the **Locked** check box is selected on the **Protection** tab of the **Format Cells** dialog box. By default, users are allowed to select locked cells. |
| **Select unlocked cells** | Moving the pointer to cells for which the **Locked** check box is cleared on the **Protection** tab of the **Format Cells** dialog box. By default, users can select unlocked cells, and they can press the TAB key to move between the unlocked cells on a protected worksheet. |
| **Format cells** | Changing any of the options in the **Format Cells** or **Conditional Formatting** dialog boxes. If you applied conditional formats before you protected the worksheet, the formatting continues to change when a user enters a value that satisfies a different condition. |
| **Format columns** | Using any of the column formatting commands, including changing column width or hiding columns (**Home** > **Format**). |
| **Format rows** | Using any of the row formatting commands, including changing row height or hiding rows (**Home** > **Format**). |
| **Insert columns** | Inserting columns. |
| **Insert rows** | Inserting rows. |
| **Insert hyperlinks** | Inserting new hyperlinks, even in unlocked cells. |
| **Delete columns** | Deleting columns.<br>If **Delete columns** is protected and **Insert columns** is not also protected, a user can insert columns that they cannot delete. |

MK PREPARATIONS

# One Liners: MS Excel

1. Excel simplifies numerical calculations and data entry with features like AutoFill.
2. Chart recommendations based on your data can be created with a single click in Excel.
3. Trends and patterns can be easily visualized using data bars, color coding, and icons in Excel.
4. A new blank workbook is created by selecting **Blank workbook** or pressing **Ctrl+N**.
5. To enter data manually, select a cell, type, and press **Enter** or **Tab** to move to the next cell.
6. The AutoFill series is created by entering the start of the series in two cells and dragging the fill handle.
7. Excel can perform calculations using simple formulas for addition, subtraction, multiplication, and division.
8. All Excel formulas must begin with an equal sign (=).
9. The basic arithmetic operators are: plus (+) for addition, minus (-) for subtraction, asterisk (*) for multiplication, and forward slash (/) for division.
10. There is no dedicated **SUBTRACT** function in Excel; the minus operator (-) is used within a formula.
11. The **SUM** function can incorporate negative numbers using a minus sign, e.g., =SUM(12,5,-3,8,-4).
12. The **AutoSum** feature automatically senses a contiguous range and inserts a SUM formula.
13. **AutoSum** can be applied both vertically (above/below a range) and horizontally (left/right of a range).
14. **AutoSum does not work on non-contiguous ranges** of cells.
15. The Intellisense guide for a function appears as a floating tag and provides a hyperlink to its Help topic.
16. After creating a formula, you can copy it to adjacent cells to avoid rewriting it.
17. When a formula with relative references is copied, the cell references update automatically relative to their new position.
18. To mimic a calculator's square root function, use the **SQRT** function, e.g., =SQRT(64).

MK PREPARATIONS

## Practice MCQs

1. Which keyboard shortcut is used to create a new blank workbook in Excel?
   a) Ctrl+B
   b) Ctrl+N
   c) Ctrl+W
   d) Ctrl+T
   **Answer: b) Ctrl+N**
2. To automatically fill a series like "Jan, Feb, Mar..." what must you do first?
   a) Type the entire series once.
   b) Use the Fill Series dialog box.
   c) Enter the beginning of the series in two cells and select them.
   d) Select the cells and choose "Fill Series" from the Data tab.
   **Answer: c) Enter the beginning of the series in two cells and select them.**
3. What is a fundamental requirement for every Excel formula?
   a) It must contain a function.
   b) It must reference another cell.
   c) It must begin with an equal sign (=).
   d) It must be enclosed in parentheses.
   **Answer: c) It must begin with an equal sign (=).**
4. How does Excel handle subtraction within a formula, given there is no SUBTRACT function?
   a) It uses the SUM function with negative numbers.
   b) It uses the DIF function.
   c) It uses the minus (-) operator.
   d) Both a and c are correct.
   **Answer: d) Both a and c are correct.**
5. The AutoSum feature is designed to work with which type of cell ranges?
   a) 3-D references
   b) Non-contiguous ranges
   c) Contiguous ranges
   d) Array ranges
   **Answer: c) Contiguous ranges**
6. When you copy a formula containing a relative cell reference like =A1 to the cell one column to the right, what does it become?
   a) =A1
   b) =$A$1
   c) =B1
   d) =A2
   **Answer: c) =B1**
7. In Excel, which function is equivalent to the calculator's square root (√) key?
   a) SQR
   b) ROOT
   c) SQRT
   d) POWER(...,0.5)
   **Answer: c) SQRT**
8. Where is a watermark picture inserted in an Excel worksheet to appear behind the data?
   a) As a background from the Page Layout tab.
   b) Into the header or footer via Insert > Header & Footer.
   c) As an inline image on the worksheet.
   d) Using the Watermark option on the Design tab.
   **Answer: b) Into the header or footer via Insert > Header & Footer.**
9. What happens to the contents of cells B2, C2, and D2 when they are merged into one cell?
   a) All contents are concatenated.
   b) Only the content of the upper-left cell (B2) is kept.
   c) The contents are averaged.
   d) An error message appears.
   **Answer: b) Only the content of the upper-left cell (B2) is kept.**
10. After inserting a new row, the "Insert Options" button allows you to:
    a) Choose the data source for the new row.

MK PREPARATIONS

PREPARATIONS LET'S MAKE IT HAPPEN

Chapter 11

# Microsoft PowerPoint (MS PowerPoint)

## What is PowerPoint?

### Overview

With PowerPoint on your PC, Mac, or mobile device, you can:

- Create presentations from scratch or a template.
- Add text, images, art, and videos.
- Select a professional design with PowerPoint Designer.
- Add transitions, animations, and cinematic motion.
- Save to OneDrive, to get to your presentations from your computer, tablet, or phone.
- Share your work and work with others, wherever they are.

## Create a presentation in PowerPoint

Create presentations from scratch or start with a professionally designed, fully customizable template from Microsoft Create.

**Tip:** If you have Microsoft Copilot it can help you create a presentation, add slides or images, and more. To learn more see Create a new presentation with Copilot in PowerPoint.

## Create a presentation

1. Open PowerPoint.
2. In the left pane, select **New**.
3. Select an option:
   - To create a presentation from scratch, select **Blank Presentation**.
   - To use a prepared design, select one of the templates.
   - To see tips for using PowerPoint, select **Take a Tour**, and then select **Create**.

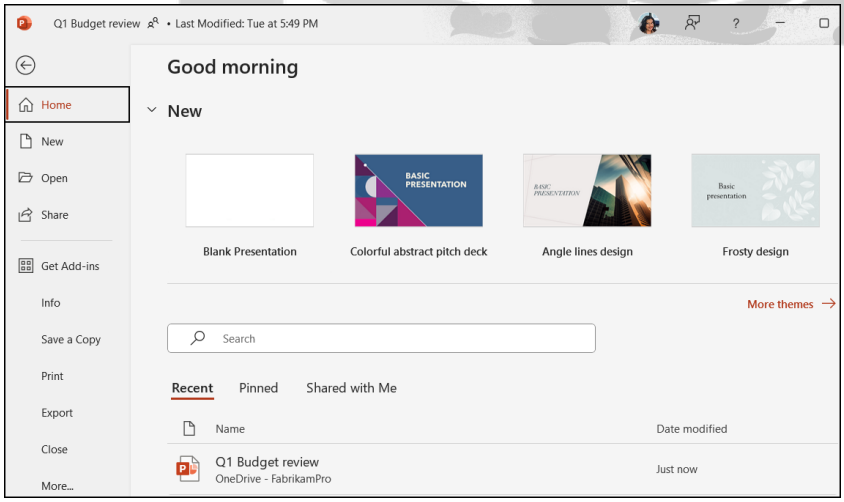


### Add a slide

1. In the thumbnails on the left pane, select the slide you want your new slide to follow.
2. In the **Home** tab, in the **Slides** section, select **New Slide**.



MK PREPARATIONS

- Browse for the picture you want, select it, and then select **Insert**.

3. To add illustrations:
   - In the **Illustrations** section, select **Shapes**, **Icons**, **3D Models**, **SmartArt**, or **Chart**.
   - In the dialog box that opens when you click one of the illustration types, select the item you want and follow the prompts to insert it.

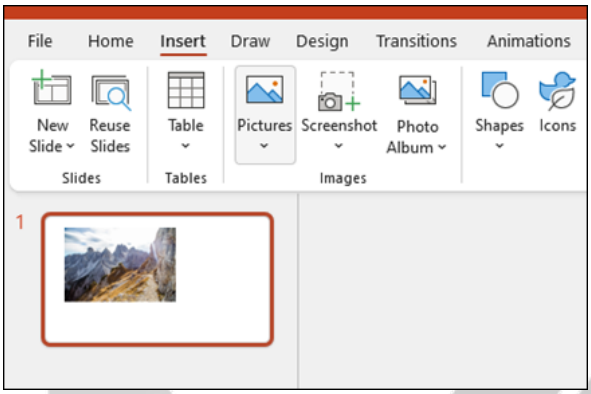


## Save in PowerPoint

### Save your presentation to OneDrive

When you save your files to the cloud, you can share and collaborate with others, and get to your files from anywhere - on your computer, tablet, or phone.

1. Select **File > Save As**.
2. Select **OneDrive**.
   Save personal files to **OneDrive - Personal**, and work files to your company OneDrive. You can also save to another location, like your device.

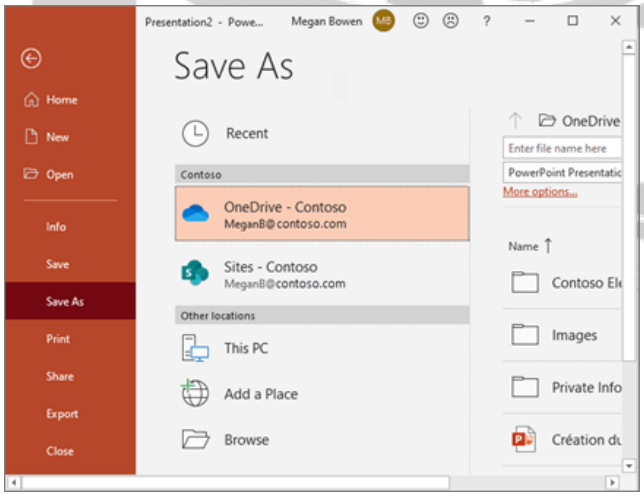


M K PREPARATIONS

- To move to the previous or next slide, select **Previous** or **Next**.
- To view all the slides in your presentation, select **See all slides**.

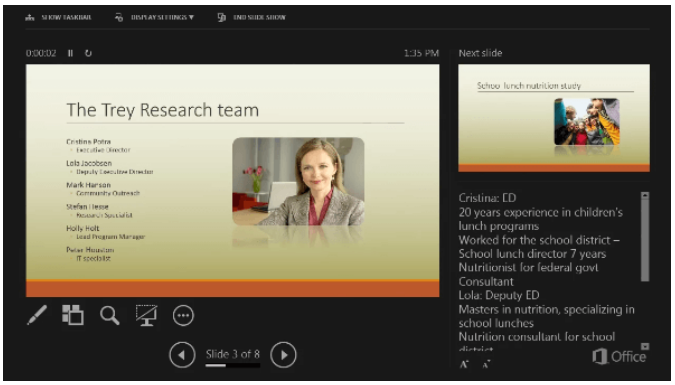


**Notes**

During your presentation, the speaker notes are visible on your monitor, but aren't visible to the audience.

- The Notes pane is a box that appears below each slide. Tap it to add notes.

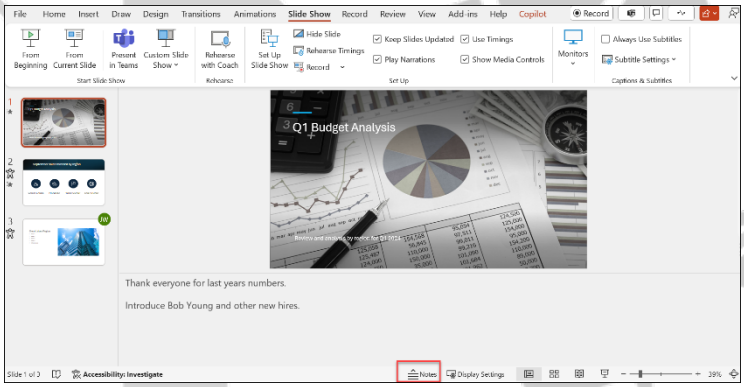


- 
- If you don't see the Notes pane or it is completely minimized, click **Notes** on the task bar across the bottom of the PowerPoint window

**Subtitles**

You can choose which language the caption/subtitle text should be shown to your audience. This feature requires Windows 10 and an up-to-date version of PowerPoint.

1. Select **Slide Show** > **Subtitle Settings**.
2. Set your **Spoken Language**.
3. Select **Subtitle Language** to see which languages PowerPoint can display on-screen as captions or subtitles, and select the one you want.
4. In the **Subtitle Settings** menu, set the desired position of the captions or subtitles.
5. More appearance settings are available by selecting **Subtitle Settings** > **More Settings (Windows)**.

## What is a slide master?

When you want all your slides to contain the same fonts and images (such as logos), you can make those changes in one place—the Slide Master, and they'll be applied to all your slides. To open Slide Master view, on the **View** tab, select **Slide Master**:

The master slide is the top slide in the thumbnail pane on the left side of the window.

## Rotate (mirror) text in a shape or text box

1. Insert a text box or shape in your document, and then type and format your text.
2. Right-click the box or shape and select **Format Shape**.
3. In the **Format Shape** pane, under **Shape Options**, select **Effects**.

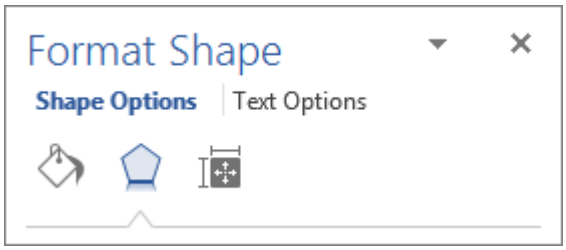


4. Under **3-D Rotation** , in the **X Rotation** or **Y Rotation** box, enter 180 .
5. (Optional) If your text box becomes filled with a color, you can remove the color in the **Format Shape** pane. Under **Shape Options** , click the **Fill & Line** tab , expand **Fill** , and select **No fill** .




6. (Optional) To remove the text box outline, right-click the text box, click **Outline** in the mini toolbar that appears, and choose **No Outline** .

**Position text horizontally in a shape or text box**

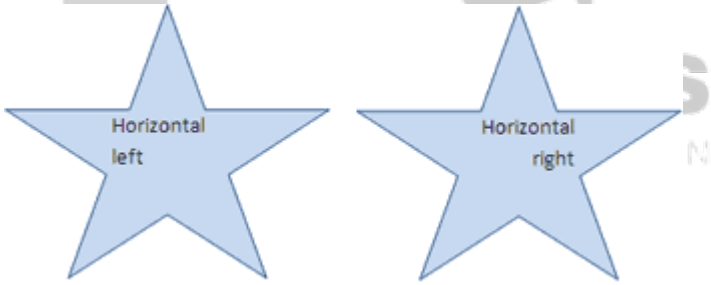


## To change the horizontal alignment of a single paragraph or line:

1. Click in the paragraph or line of text that you want to modify.
2. On the **Home** tab (or the **Message** tab in Outlook), click the horizontal alignment option that you want.

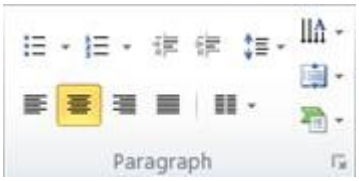

- To view a detail in your slide up close, select **Zoom into slide**, and then point to the part you want to see.

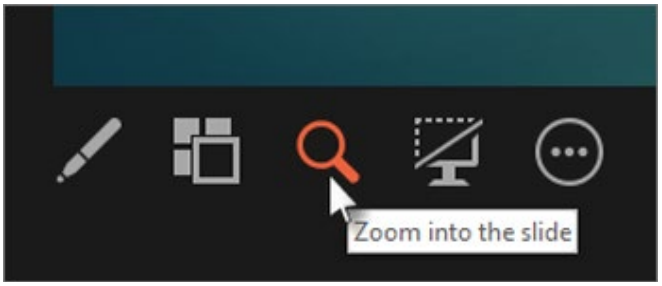


- To point to or write on your slides as you present, select **Pen and laser pointer tools**.

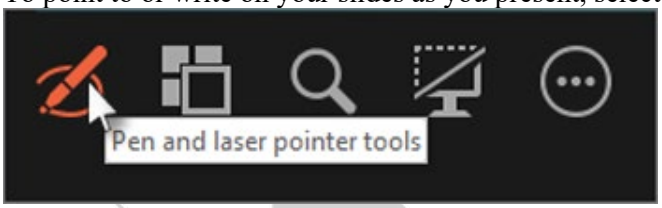


Press the Esc key when you want to turn off the pen, laser pointer, or highlighter.

- To hide or unhide the current slide in your presentation, select **Black or unblack slide show**.

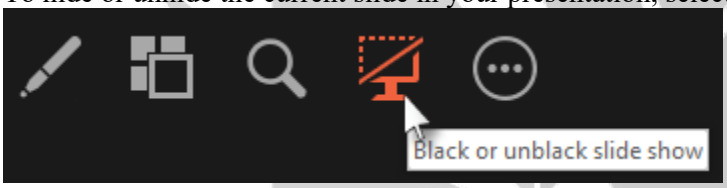


You can use PowerPoint on your smartphone as a remote control to run your presentation and view your speaker notes. See Using a laser pointer on your smartphone when presenting in PowerPoint for more information, including a brief video.

## Swap the Presenter view and Slide view monitors

To manually determine which screen shows your notes in Presenter view and which shows only the slides themselves, on the task bar at the top of Presenter view, select **Display Settings**, and then select **Swap Presenter View and Slide Show**.

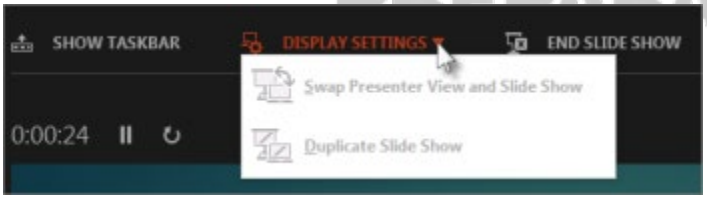


MK PREPARATIONS

# One Liners: MS Power Point

1. PowerPoint allows you to create presentations from scratch or from professionally designed templates.
2. With Microsoft Copilot, you can get assistance creating presentations, adding slides, images, and more.
3. To create a new presentation, open PowerPoint, select **New** in the left pane, and choose **Blank Presentation** or a template.
4. The **Take a Tour** option provides tips for using PowerPoint.
5. A new slide is added by selecting a slide in the thumbnail pane, then going to **Home > Slides > New Slide**.
6. The layout for a new slide is chosen from the **Layout** menu in the **Slides** section on the **Home** tab.
7. Text is formatted using options like **Font**, **Bold**, **Italic**, **Increase Font Size**, and **Decrease Font Size** in the **Home** tab's **Font** section.
8. Bulleted or numbered lists are created by selecting text and choosing **Bullets** or **Numbering** on the **Home** tab.
9. Pictures are inserted from the **Insert** tab, **Images** section, by selecting **Pictures** and choosing a source.
10. Illustrations such as **Shapes**, **Icons**, **3D Models**, **SmartArt**, and **Charts** are inserted from the **Illustrations** section of the **Insert** tab.
11. To save a presentation to the cloud for access and collaboration, use **File > Save As** and select **OneDrive**.
12. Save personal files to **OneDrive - Personal** and work files to your company OneDrive.
13. **AutoSave** is always on when you're online and saves changes as you work; pending changes sync when you reconnect.
14. **Themes** and their **Variants** are applied from the **Design** tab.
15. **PowerPoint Designer** suggests design ideas when you insert pictures, a list, or dates; it opens automatically.
16. You can also open Designer by selecting a picture and then choosing **Design > Designer**.

MK PREPARATIONS

PREPARATIONS LET'S MAKE IT HAPPEN

## Practice MCQs

1. What is the primary purpose of Microsoft Copilot in PowerPoint as mentioned in the chapter?
   a) To design custom animations
   b) To help create presentations, add slides or images, and more
   c) To automatically record narration
   d) To convert presentations to video
   **Answer: b) To help create presentations, add slides or images, and more**
2. Where is the "Take a Tour" option located when creating a new presentation?
   a) On the **Design** tab
   b) In the **New** pane after selecting **Blank Presentation**
   c) Under **File > Options**
   d) On the **Slide Show** tab
   **Answer: b) In the New pane after selecting Blank Presentation**
3. To apply a professional design suggestion automatically after inserting a picture, which feature should you use?
   a) Slide Master
   b) Transitions
   c) PowerPoint Designer
   d) Animation Painter
   **Answer: c) PowerPoint Designer**
4. How do you access the **Presenter View** when running a slide show on a single monitor?
   a) Press F5
   b) Select **Slide Show > Presenter View**
   c) Click the three dots (...) on the control bar in Slide Show view
   d) It automatically appears if notes are added
   **Answer: c) Click the three dots (...) on the control bar in Slide Show view**
5. If you want a company logo to appear on every slide in the same position, where should you place it?
   a) On the first slide only
   b) On the **Slide Master**
   c) As a watermark from the **Design** tab
   d) In the **Header & Footer** dialog
   **Answer: b) On the Slide Master**
6. What happens when you edit a layout master in Slide Master view?
   a) Only new slides based on that layout will reflect the changes.
   b) All existing slides immediately update.
   c) Only the title slide changes.
   d) You must manually update each slide.
   **Answer: a) Only new slides based on that layout will reflect the changes.**
7. Which of the following is **NOT** a standard method to delete a sequence of contiguous slides?
   a) Press Shift, select the first and last slides, right-click, choose Delete Slide.
   b) Press Ctrl, select each slide individually, right-click, choose Delete Slide.
   c) Go to Slide Sorter view, select the slides, and press Delete.
   d) The chapter does not mention using the Delete key.
   **Answer: b) Press Ctrl, select each slide individually, right-click, choose Delete Slide.** (This is for non-adjacent slides)
8. When you duplicate a slide using the "Duplicate Slide" option, where is the copy placed?
   a) At the end of the presentation
   b) At the beginning of the presentation
   c) Immediately after the original slide
   d) In a new presentation file
   **Answer: c) Immediately after the original slide**
9. To change the entire presentation from landscape to portrait orientation, which menu sequence do you follow?
   a) Design > Slide Size > Custom Slide Size > Portrait
   b) File > Page Setup > Portrait
   c) View > Slide Orientation > Portrait
   d) Design > Orientation > Portrait
   **Answer: a) Design > Slide Size > Custom Slide Size > Portrait**
10. What is the primary function of **Sections** in PowerPoint?
    a) To apply different animations to groups of slides

MK PREPARATIONS

Chapter 10

# Key-Board and Shortcut Keys



MK PREPARATIONS

## What is KEYBOARD?

- A panel/plate/board of keys that operates a computer or typewriters.
- A piece of computer hardware used to input text, characters, and other commands into a computer or similar device

## Types of Keys Setup on Keyboard:

## Keyboard Shortcut keys:

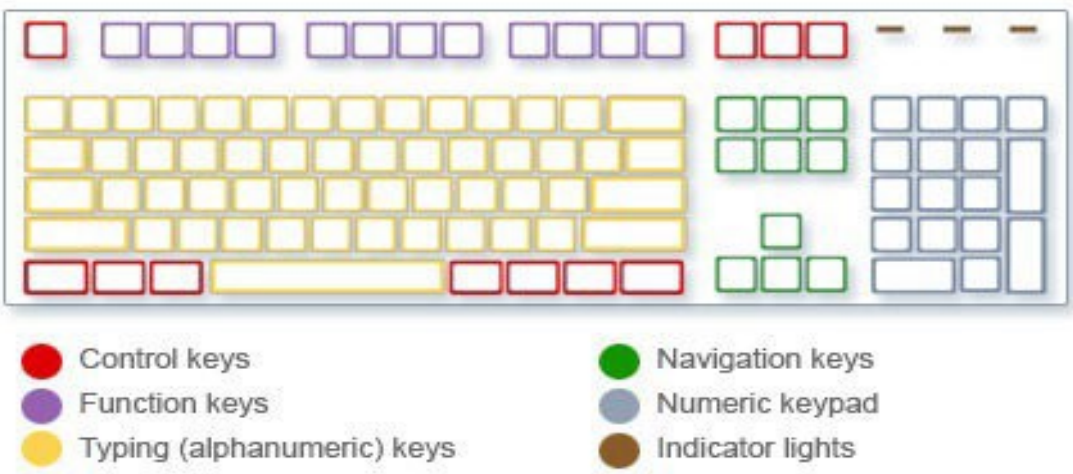


1. **Set of one or more keys that generates a particular command to be executed.**
2. Generally executed by using **Alt or Ctrl keys** with some other keys
3. A **plus (+) sign** between two or more keys indicates that these keys should pressed in combination. For example Ctrl+Shift+A means to press and hold Ctrl and Shift and then press A

MK PREPARATIONS

**Frequently used Keys:**

| Key | Function |
|---|---|
| **Alt Key** | • Key modifier that enables a different input |
| **Escape (esc) key** | • Cancel the current operation<br>• Exit the currant window |
| **Space bar** | • Move the curser one space forward |
| **Tab Key** | • Move the cursor several space foreword<br>• Move to next text box on a form or on a table |
| **Control (ctrl) Key** | • Modifer key<br>• Pressed in conjuction with another key performed a specific task |
| **Back Space Key** | Move the curser one space backward |
| **Enter Key** | • Move the curser to the beginning of the next line<br>• In a dialogue box enable the highlighted option<br>• In some program start the next operation or confirm the current operation |
| **Shift Key** | In combination of another latter to type an uppercase latter<br>In combination with another key to type the symbol shown on upper part of that key |

PREPARATIONS
LET'S MAKE IT HAPPEN

**Basic Shortcut Keys**

| Shortcut Keys | Operation |
|---|---|
| **Alt + F** | File menu options on currant program |
| **Alt + E** | Edit option in current program |
| **Ctrl + A** | Select all text |
| **Ctrl + x** | Cut selected item |
| **Shift + Del** | Delete selected item |
| **F1** | Universal help (for all programs) |
| **F2** | Rename selected icon |
| **F3** | Start find from desktop |
| **F5** | Refresh contents or webpage |
| **Alt + F4** | Close currant open program |
| **Ctrl + F4** | Close window in program |

| | | | |
|---|---|---|---|
| **Ctrl + H** | Open find and replace option | **Ctrl + Space** | Select entire column |
| **Ctrl + U** | Underline highlighted selection | **Alt + =** | Create formula to sum all above cells |
| **Ctrl + Y** | Underline highlighted text | **Ctrl + W** | Close document |
| **Ctrl + 5** | Strike through highlighted selection | **Ctrl + '** | Insert value of above cell into current cell |
| **Ctrl + O** | Open options | **Ctrl + Shift + !** | Format numbers in comma format |
| **Ctrl + N** | Open new workbook/document | | |



MK PREPARATIONS

## Microsoft Power Point Shortcut Keys

| Shortcut Keys | Operation |
|---|---|
| **12** | Save As. |
| **Alt + F4** | Close PowerPoint |
| **Ctrl + M** | Insert a new slide. |
| **Ctrl + D** | Duplicate the selected slide. |
| **Ctrl + Shift + D** | Duplicate the selected slide. |
| **Page Up/Down** | Navigate to the previous/next slide |
| **Ctrl + G** | Group objects. |
| **Ctrl + Spacebar** | Reset manual character formatting |
| **Shift + F3** | Change the case of selected text. |
| **Alt + Q** | "Tell me what you want to do". |
| **Ctrl + T** | Open the Font window. |
| **Ctrl + K** | Insert a hyperlink. |
| **Ctrl + Tab** | Switch between open presentations. |
| **Alt + F9** | Show/hide gridlines and guides |
| **Alt + F10** | Show/hide selection pane. |
| **Alt + N** | Access the Insert tab. |
| **Alt + H** | Access the Home tab. |
| **Esc** | End the slideshow. |
| **Shift + F5** | Start the slideshow from the current slide. |
| **F5** | Start the slideshow from the beginning. |
| **Ctrl + Move Item with Mouse** | Duplicate the item |
| **Shift + Select Item with Mouse** | Add to selection. |
| **Ctrl + Shift + G** | Ungroup objects. |

**Tip:** Basic text editing and formatting shortcut keys for MS word is same for MS Excel and MS Power Point.

## Outlook Shortcut Keys

| Shortcut Keys | Operation |
|---|---|
| **Alt + S** | Send the E-mail |
| **Ctrl + C** | Copy selected text |
| **Ctrl + X** | Cut selected text |



MK PREPARATIONS: Let's Make It Happen
+92 333 2605045, +92 342 4470091

| | |
|---|---|
| **Win + Tab** | Cycle through open programs on task bar |
| **Win + F** | Display the windows search / find feature |
| **Win + Ctrl + F** | Display the search for computers window |
| **Win + F1** | Display the Microsoft windows help |
| **Win + R** | Open the run window |
| **Win + Pause/Brake** | Open the system properties window |
| **Win + U** | Open utility manger |

**Mac Shortcut Keys:**

| Shortcut Keys | Operation |
|---|---|
| **Command + A** | Select all items. |
| **Command + C** | Copy selected items. |
| **Command + V** | Paste copied items. |
| **Command + X** | Cut selected items. |
| **Command + Z** | Undo the last action. |
| **Shift + Z** | Redo the last action. |
| **Command + N** | Open a new window or document. |
| **Command + P** | Open the print dialog box. |
| **Command + S:** | Save the current document. |
| **Command + Q** | Quit the current application. |
| **Command + W** | Close the current window |
| **Command + Tab** | Switch between open applications. |
| **Command + Space** | Open Spotlight search. |
| **Command + Shift + 3** | Take a whole screenshot of everything on your screen. |
| **Command + Shift + 4** | Click a snap of just a part of your screen. |
| **Command + F** | Open the find dialog box. |
| **Command + T** | Open a new tab in browsers. |
| **Command + L** | Highlight the address bar in browsers |

**Famous Abbreviations:**

| Abbreviation | Meaning | Abbreviation | Meaning |
|---|---|---|---|
| AI | Artificial Indulgence | .exe | Executable |
| ASCII | American slandered code for information exchange | FAX | Facsimile – Latin word meaning make similar |
| BINAC | Binary automatic computer | GIF | Graphic Interchange Format |
| BIOS | Basic input output system | GSM | Global System for Mobile Communication |
| CD | Compact Disk | HTTP | Hyper Text Transfer Protocol |
| DVD | Digital versatile Disk | HTML | Hypertext Markup Language |
| E-Commerce | Electronic commerce | JPEG | Joint photographic Experts Group |

MK PREPARATIONS

# One Liners: Keyboard and shortcut Keys

1. A keyboard is a panel of keys used to operate a computer or typewriter.
2. A keyboard is a piece of computer hardware used to input text, characters, and other commands.
3. Keyboard shortcut keys are a set of one or more keys that generate a particular command to be executed.
4. Shortcut keys are generally executed by using the Alt or Ctrl keys in combination with other keys.
5. A plus (+) sign between keys indicates that those keys should be pressed in combination.
6. Ctrl+Shift+A means press and hold Ctrl and Shift, then press A.
7. The Alt key is a key modifier that enables a different input.
8. The Escape (Esc) key cancels the current operation or exits the current window.
9. The Spacebar moves the cursor one space forward.
10. The Tab key moves the cursor several spaces forward or to the next text box on a form.
11. The Control (Ctrl) key is a modifier key pressed in conjunction with another key to perform a specific task.
12. The Backspace key moves the cursor one space backward.
13. The Enter key moves the cursor to the beginning of the next line.
14. The Enter key enables the highlighted option in a dialogue box.
15. The Enter key can start the next operation or confirm the current operation in some programs.
16. The Shift key, combined with another letter, types an uppercase letter.
17. The Shift key, combined with another key, types the symbol shown on the upper part of that key.
18. Alt + F opens the File menu options in the current program.
19. Alt + E opens the Edit options in the current program.
20. Ctrl + A selects all text.
21. Ctrl + X cuts the selected item.
22. Shift + Del deletes the selected item.
23. F1 provides universal help for all programs.
24. F2 renames a selected icon.
25. F3 starts the find function from the desktop.
26. F5 refreshes the contents or webpage.

MK PREPARATIONS

PREPARATIONS LET'S MAKE IT HAPPEN

## Practice MCQs

1. What is the primary function of a keyboard?
   a) Display visual output
   b) Input text and commands
   c) Process data
   d) Store files
   **Answer: b) Input text and commands**
2. In the shortcut notation "Ctrl+Shift+A", the plus sign (+) indicates:
   a) Press keys one after the other
   b) Press keys in sequence slowly
   c) Press and hold keys in combination
   d) Press the keys only once
   **Answer: c) Press and hold keys in combination**
3. Which key is used to cancel the current operation or exit a window?
   a) Tab
   b) Alt
   c) Escape (Esc)
   d) Spacebar
   **Answer: c) Escape (Esc)**
4. The function of the Tab key is NOT to:
   a) Move the cursor several spaces forward
   b) Move to the next text box on a form
   c) Move the cursor one space forward
   d) Navigate within a table
   **Answer: c) Move the cursor one space forward**
5. What is the role of the Ctrl key?
   a) To type uppercase letters
   b) To move the cursor backward
   c) As a modifier key pressed with another key for a task
   d) To open the Start menu
   **Answer: c) As a modifier key pressed with another key for a task**
6. Pressing Shift + F10 in Windows performs which action?
   a) Opens the Run dialog
   b) Saves the document
   c) Simulates a right-click
   d) Refreshes the page
   **Answer: c) Simulates a right-click**
7. In Microsoft Word, which shortcut changes text to Heading 2?
   a) Ctrl + Alt + 1
   b) Ctrl + Alt + 2
   c) Ctrl + Alt + 3
   d) Ctrl + Alt + H
   **Answer: b) Ctrl + Alt + 2**
8. In MS Word, Ctrl + Shift + < is used to:
   a) Increase font size by +1
   b) Decrease font size by -1
   c) Change text to heading
   d) Open the find window
   **Answer: b) Decrease font size by -1**
9. Which function key is used for universal help in most programs?
   a) F2
   b) F1
   c) F3
   d) F5
   **Answer: b) F1**
10. In MS Word, what does the shortcut Alt + Shift + T do?
    a) Inserts the current date
    b) Inserts the current time
    c) Opens the table menu
    d) Starts a new document
    **Answer: b) Inserts the current time**
11. In MS Excel, which key combination enters the current time?
    a) Ctrl + ;
    b) Ctrl + Shift + :
    c) Alt + =
    d) Ctrl + '
    **Answer: b) Ctrl + Shift + :**
12. What is the result of pressing Alt + = in Microsoft Excel?
    a) Opens the formula window
    b) Creates a formula to sum all cells above
    c) Formats numbers as currency
    d) Inserts a new worksheet
    **Answer: b) Creates a formula to sum all cells above**
13. In MS Excel, Ctrl + Shift + $ is used to:
    a) Format numbers as date
    b) Format numbers as currency
    c) Format numbers as percentage
    d) Insert a dollar sign
    **Answer: b) Format numbers as currency**

MK PREPARATIONS

PREPARATIONS LET'S MAKE IT HAPPEN

Chapter 13

# Data Communication and Computer Networking



MK PREPARATIONS

## Introduction to Data Communication Systems

We live in an era of an electronic global village, where computers, telephones, and wireless devices are interconnected worldwide. This connectivity forms the backbone of modern life, enabling everything from remote collaboration and e-commerce to global information sharing. At its core, this is made possible by **data communication**.

## What is Data Communication?

Data communication is defined as the electronic exchange of digital information (data) between two or more devices via a transmission medium. This medium can be **guided (wired/bounded)**, like a cable, or **unguided (wireless/unbounded)**, like radio waves.

For a system to perform this exchange, five fundamental components must be present:

1. **Sender (Source/Transmitter):** The device that originates and sends the data message (e.g., a computer, mobile phone, or video camera). It converts the message into a signal suitable for transmission.
2. **Receiver (Destination/Sink):** The device that accepts the transmitted message (e.g., a server, printer, or another computer). It converts the received signal back into a usable form.
3. **Message:** The actual information or data to be communicated. This can be text, numbers, pictures, sound, video, or any combination thereof.
4. **Transmission Medium (Channel):** The physical path through which the message travels from sender to receiver (e.g., twisted-pair cable, fiber optics, or the atmosphere).
5. **Protocol:** A set of pre-defined rules and conventions that govern all aspects of communication. It represents an agreement between devices on how data is formatted, transmitted, received, and acknowledged. Without a common protocol, effective communication is impossible. Protocols handle error detection, synchronization, and signaling.

**Example:** When you send an email, your laptop (Sender) uses the SMTP protocol to send the email text (Message) over a Wi-Fi connection (Medium) to your email provider's server (Receiver).

In more detailed systems, we also consider **Encoder and Decoder (Codec)**. An encoder converts digital signals into a form suitable for the transmission medium (e.g., modulation), while a decoder performs the reverse process (demodulation) at the receiving end.

## Key Characteristics of an Effective Network

For a network to be functional and efficient, it must strive to meet three primary goals, often encapsulated in the delivery requirements:

- **Delivery:** The system must deliver data to the correct, intended destination.
- **Accuracy:** The system must deliver data accurately, without alteration. The data received must be identical to the data sent.
- **Timeliness:** The system must deliver data in a timely manner. For real-time applications like audio and video, low delay (latency) is more critical than perfect accuracy. A related concept is **Jitter**, which refers to the variation in packet delay. High jitter in a video call causes choppy audio and frozen video.



MK PREPARATIONS: Let's Make It Happen
+92 333 2605045, +92 342 4470091

MK PREPARATIONS

- *Characteristics:* Centralized management, high security, scalable. Requires expensive server hardware/admin.
- *Example:* Corporate email, web browsing.

- **Peer-to-Peer (P2P):**
  - All computers (peers) have equal status; each can act as both client and server.
  - *Characteristics:* Easy/inexpensive to set up, no central admin. Less secure, not scalable, poor under heavy load.
  - *Example:* Small office/home networks, BitTorrent.
- **Hybrid:** Combines client-server and P2P models.

## The OSI and TCP/IP Reference Models

### The Need for Layered Models

Before standardization, vendor-specific solutions couldn't interoperate. Layered models divide the complex task of network communication into simpler, manageable layers, each with a specific function.

### The OSI (Open Systems Interconnection) Model

A **7-layer theoretical framework** developed by ISO.

| Layer | Name | Key Function | Protocols/Devices | PDU |
|---|---|---|---|---|
| 7 | **Application** | Provides interface for user/apps to access network services. | HTTP, FTP, SMTP, DNS, Telnet | **Data** |
| 6 | **Presentation** | Translation, encryption, compression. | SSL/TLS, JPEG, MPEG, ASCII/EBCDIC | **Data** |
| 5 | **Session** | Establishes, manages, terminates sessions/dialogues. | NetBIOS, RPC, SIP | **Data** |
| 4 | **Transport** | End-to-end process-to-process communication, reliability, flow control. | **TCP** (reliable), **UDP** (fast) | **Segment/Datagram** |
| 3 | **Network** | Logical addressing (IP), routing across multiple networks. | **IP**, ICMP, IGMP, **Routers** | **Packet** |
| 2 | **Data Link** | Node-to-node delivery on same link, framing, physical addressing (MAC). | Ethernet, PPP, **Switches, Bridges**, NICs | **Frame** |
| 1 | **Physical** | Transmits raw bit stream over physical medium. Defines electrical/mechanical specs. | RS-232, 100Base-TX, **Hubs, Repeaters**, Cables | **Bit** |



MK PREPARATIONS: Let's Make It Happen
+92 333 2605045, +92 342 4470091

# One Liners: Data Communication & Networking

## FOUNDATIONAL CONCEPTS

1. **Data communication** is the electronic exchange of digital information between two or more devices via a transmission medium.
2. The **five fundamental components** of any data communication system are Message, Sender, Receiver, Transmission Medium, and Protocol.
3. A **protocol** is a set of rules governing communication, handling aspects like error detection, synchronization, and authentication.
4. The **encoder** converts digital signals into a form suitable for transmission, while the **decoder** performs the reverse process at the receiver.
5. **Delivery, Accuracy, and Timeliness** are the three key properties of an effective data communication system.
6. **Jitter** refers to the variation in packet delay and is particularly detrimental to real-time audio/video communication.
7. An **analog signal** is characterized by continuous variation in amplitude, frequency, and phase over time.
8. **Frequency** of an analog signal is measured in Hertz (Hz) and represents the number of cycles completed per second.
9. A **digital signal** represents data as discrete, distinct on-off electrical pulses, typically binary 1s and 0s.
10. **ASCII** is a 7-bit coding scheme capable of representing 128 characters, primarily for English text.
11. **Unicode** uses 16 or more bits to represent over 65,000 symbols, including characters from nearly all world languages.
12. **UTF-8** is a variable-length Unicode encoding that maintains backward compatibility with ASCII.
13. **Attenuation** is the loss of signal strength as it travels through a medium, measured in decibels (dB).
14. **Amplification** is the process of strengthening an attenuated signal using devices like amplifiers or repeaters.
15. **Distortion** occurs when different frequency components of a signal arrive at different times, changing the signal's shape.
16. **Noise** is any unwanted external signal that mixes with and corrupts the original signal during transmission.
17. **Crosstalk** is a specific type of noise where signals leak from one cable or channel into an adjacent one.
18. In **simplex** mode, communication is unidirectional with one permanent sender and one permanent receiver.
19. **Half-duplex** mode allows two-way communication but not simultaneously; devices must take turns.
20. **Full-duplex** mode enables simultaneous two-way communication, requiring either two channels or channel division.



MK PREPARATIONS

PUBLICATIONS
LET'S MAKE IT HAPPEN

MK PREPARATIONS

## Practice MCQs

1. **In data communication, which component is responsible for converting a message into a signal suitable for the transmission medium?**
   a) Receiver
   b) Protocol
   c) Encoder
   d) Transmission Medium
   **Answer: c) Encoder**
2. **The property of a communication system that ensures data is delivered as it is produced, without significant delay or jitter, is called:**
   a) Delivery
   b) Accuracy
   c) Timeliness
   d) Synchronization
   **Answer: c) Timeliness**
3. **Which characteristic of an analog signal refers to the position of the wave relative to a point in time?**
   a) Amplitude
   b) Frequency
   c) Phase
   d) Wavelength
   **Answer: c) Phase**
4. **UTF-8 encoding is widely adopted on the web primarily because:**
   a) It uses the fewest bits per character
   b) It is backward compatible with existing ASCII text
   c) It provides the strongest encryption
   d) It is mandated by IEEE standards
   **Answer: b) It is backward compatible with existing ASCII text**
5. **Distortion in a signal differs from noise in that distortion:**
   a) Is always caused by external sources like motors
   b) Refers to unwanted addition of external signals
   c) Involves change in signal shape due to varying propagation speeds of its components
   d) Can be completely eliminated by using shielded cables
   **Answer: c) Involves change in signal shape due to varying propagation speeds of its components**
6. **The metallic shield in a coaxial cable serves the primary purpose of:**
   a) Providing structural rigidity
   b) Acting as the primary data conductor
   c) Shielding the central conductor from electromagnetic interference
   d) Reducing the cable's weight
   **Answer: c) Shielding the central conductor from electromagnetic interference**
7. **In fiber optic communication, total internal reflection occurs because:**
   a) The core has a higher refractive index than the cladding
   b) The cladding has a higher refractive index than the core
   c) Both core and cladding have identical refractive indices
   d) Light signals are amplified at each reflection point
   **Answer: a) The core has a higher refractive index than the cladding**
8. **Which wireless communication medium is characterized by omnidirectional propagation and ability to penetrate walls?**
   a) Microwaves
   b) Satellite waves
   c) Radio waves
   d) Infrared waves
   **Answer: c) Radio waves**

PUBLICATIONS

Chapter 14

# Computational Thinking and Algorithms



MK PREPARATIONS

## Introduction to Computational Thinking

**Computational Thinking (CT)** is a structured, problem-solving methodology that enables individuals to tackle complex problems by applying techniques and processes inspired by computer science. It is a universal skill, not limited to programming, applicable in fields such as mathematics, science, engineering, business, healthcare, and everyday life tasks like planning a trip or organizing an event. CT involves a mental framework for logical and creative problem-solving, using specific techniques to think clearly, logically, and systematically.

The primary goal is to design systematic, step-by-step solutions that can be executed by a human, a computer, or both. It prepares individuals to deconstruct complex challenges, identify patterns, focus on essentials, and design effective solutions.

## Core Components (Pillars) Of Computational Thinking

Computational thinking is built upon four fundamental, interconnected pillars.

### Decomposition

**Definition:** The process of breaking a large, complex problem into smaller, more manageable sub-problems or tasks.

**Purpose:** Makes understanding, analyzing, and solving the problem significantly easier. It simplifies the overall task and allows for focused work on individual parts.

**Examples:**

- **Everyday:** Building a birdhouse can be decomposed into: designing, gathering materials, cutting wood, assembling, painting, and installing. Preparing a meal involves steps like deciding the menu, gathering ingredients, cooking, and serving.
- **Software:** Building a mobile app is decomposed into designing the user interface, coding features (login, navigation), and implementing data storage.
- **Robotics:** Solving a maze problem for a robot can be broken down into: determining the maze size, defining start/end points, identifying allowed moves, and recognizing dead ends.

### Pattern Recognition

**Definition:** Identifying similarities, trends, or regularities within data or across different problems.

**Purpose:** Allows for the reuse and adaptation of known solutions, increasing efficiency and helping in predicting or generalizing solutions.

**Examples:**

- **Mathematics:** Observing that the area of squares (1, 4, 9, 16, 25…) follows the pattern of adding consecutive odd numbers (1, 1+3, 1+3+5, etc.).
- **Behavioral:** Noticing you often forget homework on Mondays establishes a pattern, leading to a solution like setting a Sunday reminder.
- **Data Analysis:** Analyzing website traffic to identify which pages users visit most frequently or common navigation paths they follow.

### Abstraction

**Definition:** The process of filtering out irrelevant details and focusing only on the essential information needed to solve the problem. It involves creating a general model.

**Purpose:** Reduces complexity by hiding unnecessary details, allowing one to work with a simplified



MK PREPARATIONS: Let's Make It Happen
+92 333 2605045, +92 342 4470091

| | | | | |
|---|---|---|---|---|
| 1 | 1 | 3 | 3 | 1 ≤ 3, no change. |
| 2 | 4 | 3 | 4 | 4 > 3, update max. |
| ... | ... | ... | ... | ... |
| End | – | – | **9** | Final result returned. |

## Algorithm Evaluation Parameters

1. **Correctness:** Must produce the right output for all valid inputs (verified via testing).
2. **Clarity:** How easily the logic can be understood (aided by descriptive names, structure, comments).
3. **Efficiency:** How well it uses **time** (Time Complexity) and **memory** (Space Complexity). Measured in Big O notation (O(n), O(log n), O($n^2$)).
   - **Example (Prime Check):** Dividing by numbers up to √n is more efficient than up to n-1.
4. **Reliability:** Ability to consistently produce correct results across multiple executions.

## Simulation and LARP

- **Simulation:** Using a computer program to model a real-world process (e.g., weather forecasting, traffic flow) for safe, cost-effective testing.
- **LARP (Logic of Algorithms for Resolution of Problems):** Educational software that provides an interactive environment to write, execute, and debug algorithms using simple syntax, helping visualize logic.

## Standard Algorithms

## Sorting Algorithms

Process of arranging data in order (ascending/descending).

| Algorithm | Key Idea & Working | When to Use / Note |
|---|---|---|
| **Bubble Sort** | Repeatedly compares **adjacent** elements and **swaps** them if in wrong order. Largest element "bubbles up" per pass. | Small datasets, educational. Simple but inefficient for large lists. |
| **Insertion Sort** | Builds sorted list one element at a time by **inserting** each new element into its correct position in the sorted part. | Small or nearly sorted datasets. Efficient for small lists. |
| **Selection Sort** | Divides list into **sorted** and **unsorted** parts. Repeatedly finds min/max from unsorted part and **swaps** it with the first unsorted element. | Small datasets, when minimizing swaps (memory writes) is a concern. |



MK PREPARATIONS

# One Liners: Computational Thinking and Algorithm

1. Computational Thinking is a structured problem-solving methodology inspired by computer science but applicable to all fields.
2. The four fundamental pillars of Computational Thinking are Decomposition, Pattern Recognition, Abstraction, and Algorithmic Design.
3. Decomposition is the process of breaking a large, complex problem into smaller, more manageable sub-problems.
4. Pattern Recognition involves identifying similarities, trends, or regularities within data or across different problems.
5. Abstraction is the process of filtering out irrelevant details to focus only on the essential information needed to solve a problem.
6. Algorithmic Design is the creation of a finite, precise, step-by-step sequence of instructions to solve a specific problem.
7. A core guiding principle of CT is Problem Understanding, the thorough analysis of a problem to define requirements and constraints.
8. The Problem-Solving Process involves: Identify, Define, Analyze, Plan, Test, and Select the best solution.
9. The Input-Process-Output (IPO) model is the fundamental structure for any computational solution.
10. An IPO Chart is a simple tabular tool used to visually plan a solution based on Input, Process, and Output.
11. A Simple Problem has a clear cause and straightforward solution, requiring fewer resources.
12. A Complex Problem has multiple interconnected causes, requires significant resources, and may have no guaranteed solution.
13. A Decision Problem is one where the solution is a binary "yes-or-no" (true/false) answer for a given input.
14. A Search Problem involves finding a specific item, path, or configuration that satisfies given criteria from a set of possibilities.

MK PREPARATIONS

PREPARATIONS
LET'S MAKE IT HAPPEN

a) Input, Program, Outcome
b) Instruction, Process, Output
c) Input, Process, Output
d) Initialize, Process, Operate
**Answer: c) Input, Process, Output**

4. A problem that asks, "Is this number a prime?" is best categorized as a:
a) Search Problem
b) Counting Problem
c) Decision Problem
d) Optimization Problem
**Answer: c) Decision Problem**

5. If you have 5 different shirts and 4 different pairs of pants, and you want to find the total number of possible outfits (one shirt + one pant), you must apply the:
a) Addition Principle
b) Subtraction Principle
c) Multiplication Principle
d) Division Principle
**Answer: c) Multiplication Principle**

6. The formula nCr = n! / (r!(n-r)!) is used to calculate:
a) The number of permutations of *r* items from *n*
b) The number of combinations of *r* items from *n*
c) The number of ways to arrange *n* items in a line
d) The sum of all possible selections
**Answer: b) The number of combinations of *r* items from *n***

7. The Pigeonhole Principle guarantees that if you have 15 students and only 12 lockers, then:
a) Every locker will be used.
b) At least one locker will be empty.
c) At least one locker will contain more than one item.
d) The number of lockers must be increased.
**Answer: c) At least one locker will contain more than one item.**

8. Which characteristic of a good algorithm explicitly requires that it must stop after a finite number of steps?
a) Definiteness
b) Finiteness
c) Feasibility
d) Generality
**Answer: b) Finiteness**

9. An algorithm that solves a problem by dividing it into independent sub-problems, solving each, and combining their results is using which approach?
a) Brute Force
b) Recursive
c) Divide and Conquer
d) Randomized
**Answer: c) Divide and Conquer**

10. In a flowchart, the symbol used to represent a conditional branch in the logic flow is a:
a) Rectangle
b) Parallelogram
c) Diamond
d) Oval
**Answer: c) Diamond**

11. The primary advantage of using pseudocode over a flowchart for algorithm design is:
a) It provides a visual representation.
b) It is easier to write and modify for complex logic.
c) It uses standardized graphical symbols.
d) It can be directly executed by a computer.
**Answer: b) It is easier to write and modify for complex logic.**

12. A manual, step-by-step execution of an algorithm using sample data to check for logical errors before coding is known as a:
a) Simulation
b) Dry Run
c) Compilation
d) Validation
**Answer: b) Dry Run**

13. Which algorithm evaluation parameter is concerned with how well an algorithm uses time and memory resources?
a) Correctness
b) Clarity
c) Efficiency
d) Reliability
**Answer: c) Efficiency**

14. The sorting algorithm that works by repeatedly comparing adjacent elements and swapping them if they are in the wrong order



MK PREPARATIONS

Chapter 15

# Programming Fundamentals



## The Foundations of Computing & Programming

## Introduction to Computing & Binary

Computers are universal machines that process information. At their most fundamental level, they operate on two states: ON and OFF, represented by the numbers **1** and **0**. This binary foundation underpins all digital computing.

**Information Representation: The Binary System**

Everything a computer processes—text, images, sound, and programs—is ultimately represented as numbers using the **binary number system**, which has a base of 2 and uses only two digits: **0** and **1**.

- **Bit:** The smallest unit of data, short for **Binary Digit**. A single bit holds a value of either 0 or 1.
- **Byte:** A group of 8 bits. It is the standard unit for measuring data size.
- **Larger Units:** Data storage scales up using binary multiples (based on 1024, which is $2^{10}$):
  - 1 Kilobyte (KB) = 1024 Bytes
  - 1 Megabyte (MB) = 1024 KB
  - 1 Gigabyte (GB) = 1024 MB
  - 1 Terabyte (TB) = 1024 GB

This system was formally refined by Gottfried Leibniz. Inside a computer, bits are represented by the state of electronic switches (open/closed) or electrical signals (off/on) in components like the CPU and RAM.

**Binary vs. Decimal Number Systems**

| Feature | Decimal System (Base-10) | Binary System (Base-2) |
|---|---|---|
| **Base** | 10 | 2 |
| **Digits Used** | 0, 1, 2, 3, 4, 5, 6, 7, 8, 9 | 0, 1 |
| **Place Value** | Powers of 10 (..., 1000, 100, 10, 1) | Powers of 2 (..., 8, 4, 2, 1) |
| **Smallest Unit** | Digit | Bit (Binary Digit) |
| **Example** | 1980 = (1x1000)+(9x100)+(8x10)+(0x1) | $1010_2$ = (1x8)+(0x4)+(1x2)+(0x1) = $10_{10}$ |
| **Notation** | Written as 45 or $45_{10}$ | Written with a subscript, e.g., $110_2$ |

In a binary number, the leftmost bit is the **Most Significant Bit (MSB)** and the rightmost bit is the **Least Significant Bit (LSB)**.

**Number System Conversion**

**Binary to Decimal Conversion:** Use the **positional notation method**. Multiply each bit by 2 raised to the power of its position (starting from 0 on the right) and sum the results.

*Example:* $101101_2 = (1x2^5)+(0x2^4)+(1x2^3)+(1x2^2)+(0x2^1)+(1x2^0) = 32+0+8+4+0+1 = 45_{10}$.

**Decimal to Binary Conversion:** Use the **repeated division-by-2 method**.

1. Divide the decimal number by 2.
2. Write down the remainder (0 or 1).
3. Use the quotient as the new number.
4. Repeat steps 1-3 until the quotient is 0.
5. The binary number is the sequence of remainders read **from the last to the first**.

*Example:* Convert $172_{10}$.

172 ÷ 2 = 86 R **0**
86 ÷ 2 = 43 R **0**
43 ÷ 2 = 21 R **1**
21 ÷ 2 = 10 R **1**



MK PREPARATIONS: Let's Make It Happen
+92 333 2605045, +92 342 4470091

```
<html lang="en">
<head>
   <title>Page Title</title>
</head>
<body>
   <!-- Visible content -->
</body>
</html>
```

**Essential Tags:**

- **Headings:** <h1> to <h6>.
- **Paragraph & Line Break:** <p>, <br>.
- **Text Formatting:** <b>, <i>, <u>, <sup>, <sub>.
- **Grouping:**  (block),  (inline).
- **Image:** <img src="image.jpg" alt="Description">.
- **Lists:** <ul>, <ol> with <li>.
- **Links:** <a href="https://example.com">Link Text</a>.
- **Video:** <video controls><source src="clip.mp4"></video>.

**HTML Forms:** Collect user input using <form>.

html

```
<form action="/submit" method="POST">
   <label for="name">Name:</label>
   <input type="text" id="name" name="name"><br>
   <input type="radio" id="male" name="gender" value="male">
   <label for="male">Male</label><br>
   <input type="submit" value="Submit">
</form>
```

**HTML Tables:** Organize data.

html

```
<table>
  <tr><th>Name</th><th>Class</th></tr>
  <tr><td>Alia</td><td>9</td></tr>
</table>
```

**Cascading Style Sheets (CSS)**

Controls presentation, layout, and styling, separating content from design.

**Ways to Use CSS:**

1. **Inline:** Within an HTML tag using style.
2. **Internal (Embedded):** Within a <style> tag in the <head>.
3. **External:** In a separate .css file linked via <link rel="stylesheet" href="styles.css">.

**Priority:** Inline > Internal > External.

**Common Properties:**

css

```
p {
   color: blue;
   font-size: 16px;
   text-align: center;
   background-color: #f2f2f2;
   padding: 10px;
   margin: 20px;
   border: 1px solid black;
}
```

MK PREPARATIONS

# One Liners: Programing Fundamentals

1. At its core, a computer processes information using two states: ON (1) and OFF (0).
2. The binary number system has a base of 2 and uses only the digits 0 and 1.
3. A Bit (Binary Digit) is the smallest unit of data, holding a value of either 0 or 1.
4. A Byte is a group of 8 bits and is the standard unit for measuring data size.
5. Data storage scales using binary multiples: 1 Kilobyte (KB) = 1024 Bytes.
6. In a binary number, the leftmost bit is the Most Significant Bit (MSB) and the rightmost is the Least Significant Bit (LSB).
7. To convert binary to decimal, use positional notation: multiply each bit by 2 raised to its position power and sum the results.
8. To convert decimal to binary, use the repeated division-by-2 method and read the remainders from the last to the first.
9. ASCII is an 8-bit code representing 128 characters, where 'a' = $01100001_2$ ($97_{10}$).
10. Unicode is an extended system capable of representing over 65,000 characters from many world languages.
11. In the RGB color model, each color component (Red, Green, Blue) is represented by an 8-bit number (0-255).
12. White in RGB is represented as (255,255,255) or $(11111111, 11111111, 11111111)_2$.
13. Sound is converted from analogue to digital using an Analogue-to-Digital Converter (ADC).
14. The quality of digital sound is determined by Sample Rate (samples per second) and Bit Depth (bits per sample).
15. Problem analysis involves clearly defining the problem, identifying causes, and brainstorming solutions.
16. Solution planning techniques include Abstraction, Divide and Conquer, Analogy, Brainstorming, and Research.
17. The best solution is evaluated based on Speed/Time Efficiency, Cost (resources, memory), and Complexity (number of steps).
18. An algorithm is a well-defined, step-by-step procedure that takes input, processes it, and produces an output.
19. Algorithm efficiency is measured by Time Complexity (execution speed) and Space Complexity (memory usage).
20. A flowchart is a diagrammatic representation of an algorithm using standardized symbols.
21. In a flowchart, an Oval represents the Start or End terminal.
22. In a flowchart, a Parallelogram represents an Input or Output operation.
23. In a flowchart, a Rectangle represents a Process or calculation step.
24. In a flowchart, a Diamond represents a Decision point (Yes/No, True/False).
25. Before drawing a flowchart, determine the problem's inputs, processing, decisions, and outputs.
26. A Program is a set of ordered instructions telling a computer how to perform a specific task.
27. The concept of a stored program in memory was pioneered by John von Neumann.
28. Software is a collection of many programs bundled together for a larger task (e.g., Microsoft Paint).
29. Programming is the process of designing, writing, testing, and maintaining source code.
30. Machine Language is the computer's native language of 1s and 0s; it is machine-dependent and difficult for humans.
31. Assembly Language uses simple abbreviations (mnemonics) and requires an assembler.
32. High-Level Languages (e.g., Python, C++) use English-like syntax and require a compiler or interpreter.

MK PREPARATIONS

## Practice MCQs

1. Which of the following correctly defines the relationship between a bit and a byte?
   a) A bit is a group of 8 bytes.
   b) A byte is a group of 8 bits.
   c) A bit represents a decimal digit, while a byte represents a binary digit.
   d) A byte is always 1024 bits.
   **Answer: b) A byte is a group of 8 bits.**
2. In the binary number 1101, the weight of the digit '1' in the leftmost position (assuming positions start at 0 from the right) is:
   a) 2^0
   b) 2^1
   c) 2^2
   d) 2^3
   **Answer: d) 2^3**
3. Using the repeated division-by-2 method, the binary representation of the decimal number 29 is:
   a) 11100
   b) 11101
   c) 11011
   d) 10111
   **Answer: b) 11101**
4. In the RGB color model, the binary representation for the color Red (255, 0, 0) would be:
   a) (11111111, 00000000, 00000000)
   b) (00000000, 11111111, 00000000)
   c) (00000000, 00000000, 11111111)
   d) (11111111, 11111111, 11111111)
   **Answer: a) (11111111, 00000000, 00000000)**
5. When planning a software solution, the technique of creating a simplified model to focus on essential details is known as:
   a) Decomposition
   b) Pattern Recognition
   c) Abstraction
   d) Algorithmic Design
   **Answer: c) Abstraction**
6. The primary purpose of a flowchart's diamond-shaped symbol is to represent a:
   a) Start or End point
   b) Input or Output operation
   c) Calculation or Process step
   d) Decision or Conditional branch
   **Answer: d) Decision or Conditional branch**
7. The von Neumann architecture is most famous for introducing the concept of:
   a) Binary number system
   b) Stored-program computers
   c) Graphical user interfaces
   d) Object-oriented programming
   **Answer: b) Stored-program computers**
8. A program that translates assembly language mnemonics into machine code is called a(n):
   a) Compiler
   b) Interpreter
   c) Assembler
   d) Linker
   **Answer: c) Assembler**
9. In programming, a construct that allows a block of code to be executed repeatedly as long as a condition remains true is a:
   a) Sequence
   b) Selection
   c) Loop (Repetition)
   d) Event
   **Answer: c) Loop (Repetition)**
10. In Scratch, a variable declared as "for this sprite only" has what kind of scope?
    a) Global scope
    b) Local scope
    c) Static scope
    d) Dynamic scope
    **Answer: b) Local scope**
11. Which Python operator performs integer (floor) division?
    a) /
    b) //
    c) %
    d) **
    **Answer: b) //**
12. The Python code `for i in range(5, 0, -1): print(i)` will output:
    a) 0 1 2 3 4
    b) 1 2 3 4 5
    c) 5 4 3 2 1
    d) 5 4 3 2 1 0
    **Answer: c) 5 4 3 2 1**

MK PREPARATIONS

MK PREPARATIONS
LET'S MAKE IT HAPPEN

# Programming Fundamentals & Core Concepts (C /C++)



## Introduction to Computing and Binary Representation

At the heart of all modern computing lies a simple yet profound idea: information can be represented and manipulated using only two states—ON and OFF, symbolized by the digits **1** and **0**. This **binary system** is the fundamental language of computers.

## Key Concepts:

- **Bit (Binary Digit):** The smallest unit of data. A single bit holds either a 0 or a 1.
- **Byte:** A group of 8 bits. It is the standard unit for measuring data size (e.g., a single character often occupies one byte).
- **Data Storage Units:** Memory and storage scale using binary multiples (powers of 2):
  - 1 Kilobyte (KB) = 1024 Bytes
  - 1 Megabyte (MB) = 1024 KB
  - 1 Gigabyte (GB) = 1024 MB
  - 1 Terabyte (TB) = 1024 GB

Inside a computer, these bits are physically represented by the state of electronic components—such as transistors being open or closed, or capacitors being charged or discharged. This binary foundation, formalized by Gottfried Leibniz, enables the representation of all forms of data: numbers, text, images, and sound.

## Binary vs. Decimal Number Systems

| Feature | Decimal System (Base-10) | Binary System (Base-2) |
|---|---|---|
| **Base** | 10 | 2 |
| **Digits Used** | 0, 1, 2, 3, 4, 5, 6, 7, 8, 9 | 0, 1 |
| **Place Value** | Powers of 10 (…, 1000, 100, 10, 1) | Powers of 2 (…, 8, 4, 2, 1) |
| **Smallest Unit** | Digit | Bit |
| **Example** | $1980 = (1\times1000)+(9\times100)+(8\times10)+(0\times1)$ | $1010_2 = (1\times8)+(0\times4)+(1\times2)+(0\times1) = 10_{10}$ |
| **Notation** | Written as 45 or $45_{10}$ | Written with subscript, e.g., $110_2$ |

In a binary number, the leftmost bit is the **Most Significant Bit (MSB)** (highest value), and the rightmost is the **Least Significant Bit (LSB)**.

## Number System Conversion

**Binary to Decimal:**

Use the **positional notation method**. Multiply each bit by 2 raised to the power of its position (starting from 0 on the right) and sum the results.

*Example:* $101101_2 = (1\times2^5)+(0\times2^4)+(1\times2^3)+(1\times2^2)+(0\times2^1)+(1\times2^0) = 32+0+8+4+0+1 = 45_{10}$.

**Decimal to Binary:**

Use the **repeated division-by-2 method**.

1. Divide the decimal number by 2.
2. Write down the remainder (0 or 1).
3. Use the quotient as the new number.
4. Repeat until the quotient is 0.
5. The binary equivalent is the sequence of remainders read **from the last to the first**.

*Example:* Convert $172_{10}$ to binary.

172 ÷ 2 = 86 R 0
86 ÷ 2 = 43 R 0
43 ÷ 2 = 21 R 1
21 ÷ 2 = 10 R 1
10 ÷ 2 = 5 R 0
5 ÷ 2 = 2 R 1
2 ÷ 2 = 1 R 0
1 ÷ 2 = 0 R 1



MK PREPARATIONS: Let's Make It Happen
+92 333 2605045, +92 342 4470091

**Warning:** A very common error is using the assignment operator = instead of the equality operator `==` in conditions. if (`x = 5`) assigns `5` to `x` and is always true (since `5` is non-zero), while if (`x == 5`) correctly checks for equality.

### Logical Operators

Used to combine or modify relational expressions (conditions). They operate on Boolean values (true/non-zero or false/zero).

| | | | | |
|---|---|---|---|---|
| && | Logical AND | True only if **both** conditions are true. | `(5<10) && (2>1)` | 1 && 1 = 1 |
| \|\| | Logical OR | True if **at least one** condition is true. | `(5>10) \|\| (2>1)` | 0 \|\| 1 = 1 |
| ! | Logical NOT | Reverses the truth value (true becomes false). | `!(5>10)` | !0 = 1 |

**Short-Circuit Evaluation:** In `expr1 && expr2`, if `expr1` is false, `expr2` is not evaluated (the result is already false). In `expr1 || expr2`, if `expr1` is true, `expr2` is not evaluated. This can be used for efficiency and safety (e.g., `(ptr != NULL) && (ptr->data > 0))`.

### Assignment Operator (=)

Stores the value of the right-hand expression into the variable on the left.

- Syntax: `variable = expression;`
- Example: `area = length * width;`
- The assignment operator **returns the value assigned**. This allows chained assignment: `a = b = c = 5;` (all get the value 5).

### Increment (++) and Decrement (--) Operators

Unary operators that increase or decrease the value of a variable by 1. They can be used in **prefix** or **postfix** form, which affects when the increment/decrement happens relative to the value being used in an expression.

- **Prefix (e.g., `++x`, `--y`):** The increment/decrement happens **first**, and then the new value is used in the expression.
- **Postfix (e.g., `x++`, `y--`):** The current value is used in the expression **first**, and then the variable is incremented/decremented.

| | | | |
|---|---|---|---|
| `j = ++i` | Prefix | `i` increments, then assigned to `j`. | `j` gets the new value of `i`. |
| `j = i++` | Postfix | `i` assigned to `j`, then increments. | `j` gets the old value of `i`. |

*Example:* If `i = 5` initially:

- `j = ++i;` → `i` becomes 6, j becomes 6.
- `j = i++;` → `j` is assigned 5, then i becomes 6.

**Important:** Avoid using the same variable multiple times in an expression with increment/decrement operators (e.g., `x = x++ + ++x;`). The behavior is **undefined** in C because the order of evaluation of side effects is not specified.

## Compound Assignment Operators

Combine an arithmetic or bitwise operation with assignment.

| | | |
|---|---|---|
| += | `a += 5;` | `a = a + 5;` |
| -= | `a -= 3;` | `a = a - 3;` |
| *= | `a *= 2;` | `a = a * 2;` |
| /= | `a /= 4;` | `a = a / 4;` |
| %= | `a %= 3;` | `a = a % 3;` |

These operators are concise and can sometimes lead to more efficient machine code.

### Conditional (Ternary) Operator (? :)

A shorthand for a simple `if-else` statement. It is the **only ternary operator** in C (takes three operands).





MK PREPARATIONS: Let's Make It Happen
+92 333 2605045, +92 342 4470091

- `for (i = 1; ; i++)` // Infinite loop if no break inside.
- `for (;;)` // Infinite loop.

*Example: Sum of first N natural numbers.*

```c
int n, sum = 0;
printf("Enter a positive integer: ");
scanf("%d", &n);

for (int i = 1; i <= n; ++i) {
    sum += i;
}
printf("Sum = %d\n", sum);
```

**Nested Loops**

A loop placed inside the body of another loop. The inner loop completes **all its iterations for each single iteration** of the outer loop.

**Use Cases:** Printing patterns (triangles, rectangles), working with 2D arrays/matrices, simulations (e.g., generating combinations).

*Example: Printing a right-angled triangle of stars.*

```c
for (int row = 1; row <= 5; row++) {       // Outer loop (controls rows)
    for (int col = 1; col <= row; col++) { // Inner loop (controls stars per row)
        printf("*");
    }
    printf("\n"); // New line after each row
}
/* Output:
*
**
***
****
*****
*/
```

*Example: Multiplication Table (1 to 5).*

```c
for (int i = 1; i <= 5; i++) {
    for (int j = 1; j <= 10; j++) {
        printf("%d x %d = %d\n", i, j, i * j);
    }
    printf("\n"); // Blank line between tables
}
```

**Sentinel-Controlled Loops**

Used when the number of data items is unknown. A special **sentinel value** (an end marker that is not valid data) signals the termination of input.

**General Pattern (using `while`):**

```c
get the first data item;
while (data item is not the sentinel value) {
    process the data item;
    get the next data item;
}
```

*Example: Calculating average marks. Sentinel = -1.*

```c
int marks, sum = 0, count = 0;
printf("Enter marks (-1 to stop): ");
scanf("%d", &marks);
```



MK PREPARATIONS



MK PREPARATIONS: Let's Make It Happen
+92 333 2605045, +92 342 4470091

MK PREPARATIONS

c
```c
#include <stdio.h>
#include <string.h>

int main() {
    char name[50];

    // Unsafe method (doesn't limit input)
    printf("Enter your name: ");
    scanf("%s", name); // Stops at whitespace

    // Safer method
    printf("Enter your full name: ");
    fgets(name, sizeof(name), stdin); // Reads entire line including spaces

    // Output
    printf("Hello, %s\n", name);

    return 0;
}
```

**Common String Functions (`string.h`):**

c
```c
#include <string.h>

char str1[20] = "Hello";
char str2[20] = "World";
char str3[40];
char str4[] = "Hello, World!";

// strlen(): Get string length (excluding '\0')
int len = strlen(str1); // len = 5

// strcpy(): Copy string
strcpy(str3, str1); // str3 = "Hello"

// strcat(): Concatenate strings
strcat(str1, " ");    // str1 = "Hello "
strcat(str1, str2);   // str1 = "Hello World"

// strcmp(): Compare strings
int result = strcmp("apple", "banana"); // Negative (apple < banana)
result = strcmp("apple", "apple");      // 0 (equal)
result = strcmp("banana", "apple");     // Positive (banana > apple)

// strncpy(), strncat(), strncmp(): Safer versions with length limit
char dest[10];
strncpy(dest, "Hello, World!", 9);
dest[9] = '\0'; // Ensure null-termination

// strstr(): Find substring
char *ptr = strstr(str4, "World"); // Returns pointer to "World" in str4
if (ptr != NULL) {
    printf("Found at position: %ld\n", ptr - str4);
}

// strchr(): Find first occurrence of character
char *ch_ptr = strchr(str4, 'W'); // Returns pointer to 'W'
```

PUBLICATIONS
LET'S MAKE IT HAPPEN

# One Liners: Programing Fundamentals & Coe Concepts

**Programming Fundamentals & Binary System**

1. The binary number system uses only two digits: 0 and 1, representing the OFF and ON states of a computer.
2. A bit (Binary Digit) is the smallest unit of data, storing either 0 or 1.
3. Eight bits form one byte, which is the standard unit for measuring data size.
4. Memory scales using binary multiples: 1 KB = 1024 bytes, 1 MB = 1024 KB, 1 GB = 1024 MB.
5. The leftmost bit in a binary number is the Most Significant Bit (MSB), and the rightmost is the Least Significant Bit (LSB).
6. Binary to decimal conversion uses positional notation: each bit is multiplied by 2 raised to its position power.
7. Decimal to binary conversion uses the repeated division-by-2 method, reading remainders from last to first.
8. ASCII is an 8-bit character encoding standard representing 128 characters, with 'A' = 65 and 'a' = 97.
9. Unicode extends ASCII to support over 65,000 characters from multiple writing systems worldwide.
10. In the RGB color model, each color component (Red, Green, Blue) is represented by an 8-bit value from 0 to 255.
11. White in RGB is (255,255,255) or binary 11111111 for each component.
12. Digital sound conversion uses an Analogue-to-Digital Converter (ADC), with quality determined by sample rate and bit depth.
13. Problem analysis involves defining the problem clearly, identifying causes, and brainstorming solutions.
14. Abstraction in problem-solving means creating a simplified model focusing only on essential details.
15. Divide and conquer breaks complex problems into smaller, more manageable sub-problems.
16. An algorithm is a finite, step-by-step procedure that takes input, processes it, and produces output.
17. Algorithm efficiency is measured by time complexity (execution speed) and space complexity (memory usage).
18. A flowchart's diamond shape represents a decision point with yes/no or true/false branches.
19. The parallelogram in a flowchart denotes input/output operations.
20. John von Neumann pioneered the stored-program concept where both instructions and data reside in memory.
21. Software is a collection of multiple programs bundled together for a comprehensive task.
22. Machine language (1GL) consists of binary code (0s and 1s) executed directly by the CPU.
23. Assembly language (2GL) uses mnemonics like ADD and MOV, requiring an assembler for translation.
24. High-level languages (3GL) like C and Python use English-like syntax and are machine-independent.
25. Procedural languages design programs as sequences of procedures operating on data.
26. Object-oriented languages model programs as collections of interacting objects.
27. A compiler translates the entire source program into machine code in one go.
28. An interpreter translates and executes code line by line, stopping at errors.
29. The five fundamental programming constructs are sequence, selection, repetition, events, and variables/constants.
30. Syntax errors violate language grammar rules and prevent program execution.
31. Logical errors allow programs to run but produce incorrect results due to flawed logic.
32. In Scratch, variables can be "for this sprite only" (local) or "for all sprites" (global).
33. Scratch's forever block creates an infinite loop, while repeat [n] executes a block n times.
34. Python uses dynamic typing where variable types are inferred from assigned values.
35. Python's input() function reads strings, requiring explicit conversion (e.g., int()) for numeric input.
36. The // operator in Python performs floor division, returning the integer quotient.
37. Python lists are ordered, mutable collections accessed via zero-based indexing.
38. The append() method adds an element to the end of a Python list.
39. A webpage is a single HTML document, while a website is a collection of related webpages.
40. A web server hosts websites and serves requested pages to client browsers.



MK PREPARATIONS

## Practice MCQs

1. **In the binary number 110101, what is the decimal value of the most significant bit?**
a) 1
b) 16
c) 32
d) 64
**Answer: c) 32**

2. **When converting decimal 45 to binary using repeated division-by-2, what is the sequence of remainders read from last to first?**
a) 101101
b) 1011011
c) 1011010
d) 101101
**Answer: a) 101101**

3. **Which statement about ASCII encoding is INCORRECT?**
a) It uses 8 bits per character
b) It represents 256 different characters
c) 'a' has decimal value 97
d) Uppercase letters come before lowercase in value
**Answer: b) It represents 256 different characters**

4. **In the RGB color model, what is the binary representation for pure green?**
a) 00000000 11111111 00000000
b) 11111111 00000000 00000000
c) 00000000 00000000 11111111
d) 11111111 11111111 00000000
**Answer: a) 00000000 11111111 00000000**

5. **Which problem-solving technique involves ignoring unnecessary details to focus on the core model?**
a) Decomposition
b) Pattern Recognition
c) Abstraction
d) Algorithmic Design
**Answer: c) Abstraction**

6. **What is the primary purpose of a flowchart's diamond-shaped symbol?**
a) Start/End point
b) Input/Output operation
c) Process/Calculation step
d) Decision/Conditional branch
**Answer: d) Decision/Conditional branch**

7. **The von Neumann architecture is revolutionary because it introduced:**
a) Binary number system
b) Stored-program concept
c) Graphical user interface
d) Object-oriented programming
**Answer: b) Stored-program concept**

8. **Which translator executes source code line by line and stops at the first error encountered?**
a) Compiler
b) Assembler
c) Interpreter
d) Linker
**Answer: c) Interpreter**

9. **A program runs but produces incorrect output. This is most likely a:**
a) Syntax error
b) Semantic error
c) Logical error
d) Runtime error
**Answer: c) Logical error**

10. **In Scratch, a variable declared as "for this sprite only" has:**
a) Global scope
b) Local scope
c) Static scope
d) Dynamic scope
**Answer: b) Local scope**

11. **What will be the output of Python code: print(7 // 2)?**
a) 3.5
b) 3
c) 4
d) 3.0
**Answer: b) 3**

12. **The Python range(5, 0, -2) generates:**
a) 5, 3, 1
b) 5, 4, 3, 2, 1
c) 0, 1, 2, 3, 4
d) 5, 4, 3, 2, 1, 0
**Answer: a) 5, 3, 1**

13. **Which Python method correctly adds 'cherry' to the end of a list named fruits?**
a) fruits.add('cherry')
b) fruits.append('cherry')
c) fruits.insert('cherry')
d) fruits.push('cherry')
**Answer: b) fruits.append('cherry')**

14. **A website that changes content based on user input without reloading the page is best described as:**
a) A static website
b) A responsive website
c) A dynamic website



MK PREPARATIONS



MK PREPARATIONS: Let's Make It Happen
+92 333 2605045, +92 342 4470091

Chapter 17

# Web Development & Web Programming



MK PREPARATIONS

## Introduction to the World Wide Web and Web Development

### The World Wide Web (WWW)

The **World Wide Web (WWW, W3, or Web)** is a graphical information system introduced to the public on August 6, 1991, by **Tim Berners-Lee**. It is built on the Internet and allows documents to be connected via hypertext links, enabling users to navigate between them seamlessly. It is essential to distinguish the Web from the Internet:

- **Internet:** The global network of interconnected computers and devices.
- **Web:** A collection of interconnected documents (web pages) accessed via web browsers.

The Web operates on a **client-server model**, where browsers (clients) request resources from web servers, which respond with the requested content, typically in HTML format.

## What is Web Development?

**Web Development** is the process of creating websites and web applications. It involves designing, building, and maintaining sites using a combination of programming languages, frameworks, and tools. Web development is broadly categorized into:

1. **Front-End Development:** Concerned with what users see and interact with (user interface).
2. **Back-End Development:** Deals with server-side logic, databases, and application functionality.
3. **Full-Stack Development:** Combines both front-end and back-end expertise.

### 1.3 Why Learn Web Development?

- **Digital Literacy:** Understanding how websites are built and how the Internet works.
- **Career Opportunities:** Opens roles such as Web Developer, UI/UX Designer, Front-End/Back-End Engineer, and Full-Stack Developer.
- **Problem-Solving Skills:** Enhances logical thinking and debugging abilities.
- **Creativity:** Allows the design of visually appealing and interactive interfaces.
- **Entrepreneurship:** Enables the creation of online businesses, services, or digital products.

## Core Web Terminology

### Fundamental Concepts

- **Web Page:** A document written in **HTML** and viewed in a browser, identified by a unique **URL**. It may contain text, images, audio, video, and hyperlinks.
- **Website:** A collection of related web pages hosted on a web server and accessible via a unique address (URL).
- **Web Browser:** Software used to retrieve, interpret, and display web content (e.g., Chrome, Firefox, Edge).
- **Web Server:** A computer that stores, processes, and delivers web pages to clients using **HTTP/HTTPS**. Any computer can act as a server by installing server software (e.g., Apache, Nginx).
- **URL (Uniform Resource Locator):** The unique address of a resource on the Internet. Format: `protocol://hostname/path`. Example: `https://www.example.com/about`.
- **Search Engine:** A website that helps users find information by searching keywords (e.g., Google, Bing).
- **Home Page:** The main or index page of a website, usually the first page accessed.
- **Web Hosting:** A service that stores website files on a server connected to the Internet, making them accessible worldwide.

## Types of Websites

1. **Web Portals:** Comprehensive sites offering multiple services (email, news, search) often requiring login (e.g., university portals).
2. **News Websites:** Provide latest news, updates, videos, and archives (e.g., BBC, Tribune).
3. **Informational Websites:** Offer detailed information on various topics (e.g., Wikipedia).



MK PREPARATIONS: Let's Make It Happen
+92 333 2605045, +92 342 4470091

```
php
<!DOCTYPE html>
<html>
<body>
    <h1>My PHP Page</h1>
    <?php
        $name = "Ali";
        echo "<p>Hello, $name!</p>";
    ?>
</body>
</html>
```

**PHP Database Connection (MySQLi)**

```
php
<?php
$servername = "localhost";
$username = "root";
$password = "";
$dbname = "myDB";

$conn = mysqli_connect($servername, $username, $password, $dbname);

if (!$conn) {
    die("Connection failed: " . mysqli_connect_error());
}

$sql = "SELECT id, name FROM users";
$result = mysqli_query($conn, $sql);

while($row = mysqli_fetch_assoc($result)) {
    echo "ID: " . $row["id"] . " - Name: " . $row["name"] . "<br>";
}

mysqli_close($conn);
?>
```

**Security Note:** Always use **prepared statements** to prevent SQL injection.

## HTTP Protocol and Request-Response Cycle

HTTP is a stateless application-layer protocol.

- **HTTP Request:** Sent from browser to server. Contains method (GET, POST), headers, and optional body.
- **HTTP Response:** Sent from server to browser. Contains status code (200 OK, 404 Not Found), headers, and body (HTML, JSON, etc.).

## Advanced Web Concepts

### AJAX (Asynchronous JavaScript and XML)

AJAX allows web pages to communicate with a server asynchronously without reloading.

**Example using** fetch()**:**

```
javascript
fetch('get_data.php')
    .then(response => response.json())
    .then(data => {
        console.log(data);
        // Update DOM with data
```



MK PREPARATIONS: Let's Make It Happen
+92 333 2605045, +92 342 4470091

# One Liners: We Development & Web Programing

**Web Fundamentals & Terminology (1-25)**

1. Tim Berners-Lee introduced the World Wide Web to the public on August 6, 1991.
2. The Internet is the global network connecting computers, while the Web is the collection of interconnected documents accessed via browsers.
3. A web page is an HTML document viewed in a browser and identified by a unique URL.
4. A web server stores, processes, and delivers web pages using HTTP protocol.
5. Any computer can become a web server by installing server software like Apache or Nginx.
6. URL stands for Uniform Resource Locator and follows the format: protocol://hostname/other_information.
7. The home page is the main or index page of a website that opens first when the site is accessed.
8. Web hosting is the service of storing website content on a server connected to the Internet.
9. Search engines like Google help users find information by searching keywords across the Web.
10. Web portals are comprehensive websites offering multiple services like email and news, often requiring login.
11. Front-end development focuses on what users see and interact with, using HTML, CSS, and JavaScript.
12. Back-end development manages behind-the-scenes functionality like servers, databases, and application logic.
13. Full-stack development involves both front-end and back-end aspects of web application development.
14. Digital literacy through web development helps understand how websites are built and how the Internet works.
15. Career opportunities in web development include roles like web developer, designer, and other IT industry positions.
16. Web development enhances problem-solving skills through logical thinking and troubleshooting.
17. Web development allows creativity by enabling the creation of visually appealing and interactive websites.
18. Entrepreneurship skills are supported by web development through starting online businesses or web services.
19. A web browser is software used to retrieve and display information from websites.
20. HTTP (Hypertext Transfer Protocol) is used by web servers to deliver web pages to users' browsers.
21. News websites provide the latest news, updates, and often include videos and archives.
22. Informational websites like Wikipedia provide detailed information on various topics.
23. Educational websites are created for learning, offering tutorials, courses, and organized educational content.
24. Personal websites are created by individuals for expression, portfolio, or social networking.
25. Business websites facilitate business activities like e-commerce, banking, and reservations.

**HTML Fundamentals (26-75)**

26. HTML (HyperText Markup Language) is the standard markup language for creating web pages.
27. HTML 1.0 was the first, simple version released in 1991.
28. HTML 2.0 introduced more tags for complex pages in 1995.
29. HTML 3.2 added tags for tables, scripts, and applets in 1997.
30. HTML 4.0/4.01 brought major improvements with support for multimedia in 1997/1999.
31. HTML5 is the latest version with new elements for better multimedia, graphics, and interactivity, released in 2014.
32. HTML files are saved with a .html extension, such as index.html.
33. The basic structure of an HTML5 document starts with <!DOCTYPE html> declaration.
34. The <html> tag is the root element of an HTML page.
35. The <head> section contains meta-information like the page title and links to CSS/JavaScript.
36. The <title> tag sets the title shown in the browser tab.
37. The <body> tag contains the visible page content like headings, paragraphs, and images.



MK PREPARATIONS



MK PREPARATIONS: Let's Make It Happen
+92 333 2605045, +92 342 4470091

## Practice MCQs

**1. Which of the following correctly distinguishes between the Internet and the World Wide Web?**
A) The Internet is for emails, while the Web is for browsing
B) The Internet is the global network of computers, while the Web is the collection of interconnected documents
C) The Internet uses HTTP, while the Web uses FTP
D) They are identical terms and can be used interchangeably
**Answer: B**

**2. A web server's primary function is to:**
A) Write HTML and CSS code for websites
B) Store, process, and deliver web pages using HTTP
C) Design user interfaces for web applications
D) Execute JavaScript code in the user's browser
**Answer: B**

**3. What is the significance of August 6, 1991, in the context of web development?**
A) The day JavaScript was created by Brendan Eich
B) The day the first web browser was released
C) The day Tim Berners-Lee introduced the World Wide Web to the public
D) The day HTML5 specification was finalized
**Answer: C**

**4. Which type of website typically requires user login and offers multiple integrated services like email and news?**
A) News Website
B) Web Portal
C) Personal Website
D) Entertainment Website
**Answer: B**

**5. In the URL "https://www.example.com:443/path/page.html", what does "443" represent?**
A) The page number in the website
B) The version of HTTP being used
C) The default port number for HTTPS
D) An error code for secure connections
**Answer: C**

**6. What is the primary purpose of web hosting?**
A) To write code for websites
B) To design visual layouts
C) To store website content on a server connected to the Internet
D) To test websites across different browsers
**Answer: C**

**7. Which HTML version first introduced support for tables and scripts?**
A) HTML 1.0
B) HTML 2.0
C) HTML 3.2
D) HTML5
**Answer: C**

**8. The <!DOCTYPE html> declaration at the beginning of an HTML document:**
A) Is optional in modern browsers
B) Declares the document as HTML5
C) Links an external CSS file
D) Embeds JavaScript code
**Answer: B**

**9. Which HTML tag pair is correctly used to define the title that appears in the browser tab?**
A) <header> ... </header>
B) <title> ... </title>
C) <h1> ... </h1>
D) <caption> ... </caption>
**Answer: B**

**10. What is the key difference between paired tags and unpaired tags in HTML?**
A) Paired tags have semantic meaning, while unpaired tags don't
B) Paired tags require closing tags, while unpaired tags are self-closing
C) Paired tags are for content, while unpaired tags are for styling
D) Paired tags are HTML5 only, while unpaired tags are older HTML
**Answer: B**

**11. Which heading tag represents the most important heading on a page?**
A) <h1>
B) <h3>
C) <h6>
D) <header>
**Answer: A**

**12. What is the purpose of the alt attribute in an <img> tag?**
A) To set the image alignment
B) To provide alternative text for accessibility
C) To define the image source URL
D) To set the image border width
**Answer: B**

**13. Which HTML entity would you use to insert a non-breaking space?**
A) &space;
B)
C) &break;

MK PREPARATIONS
PUBLICATIONS
LET'S MAKE IT HAPPEN

Chapter 18

# Data Base and Data Management (DBMS)

## Data and Database Fundamentals

### Data, Information, and Knowledge

**Data** consists of raw facts and figures, such as numbers, words, measurements, observations, images, or sounds (e.g., daily temperature readings, list of student names and marks). **Information** is processed, organized, or structured data presented in a meaningful context (e.g., a weather forecast, student percentage and grade). Information is derived from data and is useful for decision-making. **Knowledge** is the actionable insight gained from understanding patterns in information. Data becomes information through processing, and information becomes knowledge through analysis and interpretation.

| Aspect | Data | Information |
|---|---|---|
| Nature | Raw, unprocessed facts | Processed, organized, meaningful data |
| Role in System | Input to a computer system | Output of data processing |
| Usefulness | May not be meaningful on its own | Useful, valuable, supports decisions |
| Reproducibility | Difficult to reproduce if lost | Easier to reproduce (e.g., recalculated) |
| Dependence | An independent entity | Depends on data |

### The Need for Databases: Evolution from File Systems

Before databases, **File Management Systems (FMS)** were used. Data was stored in independent files, each a collection of records made up of fields. This approach led to significant problems:

- **Data Redundancy:** The same data duplicated across multiple files.
- **Data Inconsistency:** Changes in one file may not update others, leading to conflicting information.
- **Data-Program Dependence:** Changes in data structure required changes to all related programs.
- **Data Isolation:** Data scattered in various formats made retrieval difficult.
- **Integrity Problems:** Ensuring data accuracy (e.g., account balance > 0) had to be programmed manually.
- **Atomicity Problems:** Difficulty ensuring transactions (e.g., a funds transfer) completed as a whole.
- **Poor Data Security:** No centralized security control; files were vulnerable.
- **Intensive Coding & Difficult Data Access:** Separate programs were needed for each task, and retrieving information required extensive programming.

### What is a Database?

A **database** is a shared, integrated, and logically related collection of data, along with a description of that data (metadata). It is designed to meet the information needs of multiple users in an organization. A key principle is that data in a database is **independent** of the application programs that use it.

### Database Management System (DBMS)

A **DBMS** is a set of software programs that enables users to **create, maintain, manipulate, and access** a database. Manipulation includes adding, deleting, and changing data. Popular examples include Microsoft Access, Oracle, MySQL, Microsoft SQL Server, and IBM DB2.

### Advantages of DBMS over FMS:

1. **Controlled Data Redundancy:** Data is stored logically only once.
2. **Data Consistency:** Minimal redundancy ensures uniform data.
3. **Data Sharing:** A centralized resource accessible by authorized users.
4. **Enforcement of Standards:** Centralized control enforces naming, format, and structure standards.
5. **Enhanced Security:** Permissions and access controls are centralized.
6. **Reduced Program Maintenance:** DBMS tools simplify development.



MK PREPARATIONS

93. Transitive Dependency is a functional dependency between two or more non-key attributes (e.g., CUSTNO → SALESMAN and SALESMAN → REGION).
94. An Insertion Anomaly is the inability to add data without other, unrelated data.
95. A Deletion Anomaly is the unintended loss of data when deleting a record.
96. An Update Anomaly is inconsistency from updating some, but not all, copies of redundant data.
97. Database personnel include End-Users, Data Administrators (DA), and Database Administrators (DBA).
98. A Data Administrator (DA) is responsible for the organization's overall data resources, including planning and logical design.
99. A Database Administrator (DBA) is the technical expert responsible for physical design, implementation, security, and maintenance.
100. SQL (Structured Query Language) is the standard language for relational databases.
101. Data Definition Language (DDL) commands (CREATE, ALTER, DROP) define database structure.
102. Data Manipulation Language (DML) commands (SELECT, INSERT, UPDATE, DELETE) access and manipulate data.
103. Data Control Language (DCL) commands (GRANT, REVOKE) control access.
104. Views are virtual tables created using SQL (CREATE VIEW) that provide a customized, secure subset of data.
105. Data Analytics examines raw data to draw conclusions, answer specific questions, and identify trends.
106. Data Science is a broader, interdisciplinary field using mathematics, statistics, ML, and programming to extract knowledge from data.
107. Qualitative (Categorical) Data includes Nominal (no inherent order) and Ordinal (meaningful order) data.
108. Quantitative (Numerical) Data includes Discrete (countable) and Continuous (measurable within a range) data.
109. Continuous data can be Interval (differences meaningful, no true zero) or Ratio (differences meaningful, has a true zero).
110. Primary Data is collected firsthand (surveys, experiments, sensors).
111. Secondary Data is collected by others (published sources, online databases).
112. Relational (SQL) databases (e.g., MySQL, MS Access) are used for structured data.
113. Non-Relational (NoSQL) databases (e.g., MongoDB) are used for semi/unstructured data.
114. Artificial Intelligence (AI) refers to machines mimicking human intelligence (problem-solving, language understanding).
115. Machine Learning (ML) is a subset of AI where systems learn from data without explicit programming.
116. Supervised Learning uses labeled datasets (input-output pairs) for tasks like classification and regression.
117. Unsupervised Learning finds patterns in unlabeled datasets for tasks like clustering and association.
118. Reinforcement Learning involves an agent learning by interacting with an environment, receiving rewards/penalties.
119. Feature Engineering is the process of selecting and transforming relevant data attributes for ML models.
120. Training Data is used to teach an ML model; Test Data is used to evaluate it.
121. Overfitting occurs when a model learns training data too well, including noise, and performs poorly on new data.

MK PREPARATIONS

## Practice MCQs

**1. What is the primary difference between data and information?**
A) Data is processed; information is raw
B) Data is meaningful on its own; information requires context
C) Data is raw facts; information is processed data in context
D) Data is output; information is input
**Answer: C) Data is raw facts; information is processed data in context**

**2. Which of the following was a major problem with File Management Systems (FMS)?**
A) Program-Data Independence
B) Controlled Data Redundancy
C) Data Inconsistency
D) Enhanced Security
**Answer: C) Data Inconsistency**

**3. What is the key principle that data in a database is independent of the application programs called?**
A) Data Redundancy
B) Program-Data Dependence
C) Data Isolation
D) Program-Data Independence
**Answer: D) Program-Data Independence**

**4. Which database model allows a child record to have more than one parent?**
A) Hierarchical Model
B) Network Model
C) Relational Model
D) Object-Oriented Model
**Answer: B) Network Model**

**5. In the relational model, what is a two-dimensional structure of rows and columns called?**
A) Attribute
B) Tuple
C) Relation/Table
D) Key
**Answer: C) Relation/Table**

**6. Which property of a relation states that each row must be unique?**
A) Column Atomicity
B) Order Insignificance
C) No Duplicate Rows
D) NULL Allowed
**Answer: C) No Duplicate Rows**

**7. What is a set of one or more attributes that can uniquely identify all other attributes in a relation called?**
A) Candidate Key
B) Super Key
C) Primary Key
D) Foreign Key
**Answer: B) Super Key**

**8. Which key must be unique and cannot contain NULL values?**
A) Foreign Key
B) Alternate Key
C) Secondary Key
D) Primary Key
**Answer: D) Primary Key**

**9. What does a Foreign Key (FK) enforce between tables?**
A) Entity Integrity
B) Referential Integrity
C) Column Atomicity
D) Data Redundancy
**Answer: B) Referential Integrity**

**10. In an ER diagram, what does a diamond represent?**
A) Entity
B) Attribute
C) Relationship
D) Key
**Answer: C) Relationship**

**11. What is the degree of a relationship called when it exists within the same entity?**
A) Binary
B) Ternary
C) Unary/Recursive
D) Quaternary
**Answer: C) Unary/Recursive**

**12. In a relationship, what does cardinality define?**
A) Minimum number of instances
B) Maximum number of instances
C) Type of attributes
D) Number of entities
**Answer: B) Maximum number of instances**

MK PREPARATIONS

PREPARATIONS LET'S MAKE IT HAPPEN

Chapter 19

# Visual Basic for Applications (VBA) & .NET Framework



MK PREPARATIONS

## Introduction to Visual Basic

### What is Visual Basic?

#### Definition and Conceptual Overview

Visual Basic (VB) is a high-level, third-generation programming language created by Microsoft. It was designed to simplify Windows application development by combining a visual, drag-and-drop interface builder with an intuitive programming language based on the original BASIC syntax. The name itself is descriptive: **"Visual"** refers to the visual method of designing user interfaces, and **"Basic"** stands for **Beginner's All-purpose Symbolic Instruction Code**.

Visual Basic follows the **event-driven programming paradigm**, meaning programs are structured around user actions such as mouse clicks, key presses, or system events. It also supports **Rapid Application Development (RAD)**, allowing developers to quickly prototype and build applications using pre-built, reusable components.

#### Detailed Characteristics

1. **High-Level Language**
   VB uses English-like syntax, abstracting away low-level hardware details. This makes it accessible to beginners while remaining powerful enough for complex applications.
2. **Event-Driven Programming Model**
   Programs are composed of event handlers—blocks of code that execute in response to specific user or system events.
3. **RAD Environment**
   Developers can drag controls from a toolbox onto forms, set properties in a visual designer, and write code only for the events they need to handle.
4. **Hybrid Execution Model**
   VB6 used a **P-code interpreter**, while VB.NET compiles to **Microsoft Intermediate Language (MSIL)**, which is then Just-In-Time (JIT) compiled to native code.

**Historical Evolution and Context**

Visual Basic has evolved significantly since its introduction:

- **VB 1.0 (1991)**
  Introduced the revolutionary drag-and-drop interface builder, eliminating the need for complex Windows API calls to create user interfaces.
- **VB 3.0 (1993)**
  Added built-in database access via the **Jet Engine**, transforming VB into a serious tool for business application development.
- **VB 6.0 (1998)**
  Became the most popular version, with enhanced web capabilities and widespread adoption in enterprise environments. It remains in use in many legacy systems.
- **VB.NET (2002)**
  A complete rewrite for the .NET Framework, marking a shift from the COM-based architecture to the managed, object-oriented .NET platform.

**VB6 vs VB.NET: The Fundamental Shift**

#### Definition of the Shift

VB6 was the final version based on the **Component Object Model (COM)**, while VB.NET is the first .NET-based version, built from the ground up to leverage the .NET Framework's capabilities.

#### Why the Shift Was Necessary

1. **Full Object-Oriented Support**
   VB6 offered limited OOP features; VB.NET provides full inheritance, polymorphism, and encapsulation.



MK PREPARATIONS: Let's Make It Happen
+92 333 2605045, +92 342 4470091

MK PREPARATIONS

**Select Case Statement**

An efficient alternative to long `If-ElseIf` chains when testing a single variable against multiple discrete values.

```
vb
Select Case dayNumber
    Case 1 : dayName = "Monday"
    Case 2 : dayName = "Tuesday"
    Case 3, 4, 5 : dayName = "Weekday"
    Case 6 To 7 : dayName = "Weekend"
    Case Is < 1, Is > 7 : dayName = "Invalid"
    Case Else : dayName = "Unknown"
End Select
```

## Looping Structures

### For Loop (Counter-Controlled)

```
vb
For i As Integer = 1 To 10
    Console.WriteLine(i)
Next

' With step
For i As Integer = 10 To 1 Step -1
    Console.WriteLine(i)    ' Counts down
Next

' Nested For loops
For row = 1 To 3
    For col = 1 To 3
        Console.Write($"[{row},{col}] ")
    Next
    Console.WriteLine()
Next
```

### For Each Loop (Collection Iteration)

```
vb
Dim fruits() As String = {"Apple", "Banana", "Cherry"}
For Each fruit As String In fruits
    Console.WriteLine(fruit)
Next
```

*Limitation:* Cannot modify the collection during iteration.

### While Loop (Pre-Test)

```
vb
Dim count As Integer = 1
While count <= 5
    Console.WriteLine(count)
    count += 1
End While
```

### Do Loop (Flexible Structures)

```
vb
' Pre-test (0 or more executions)
Do While x < 10
    x += 1
Loop
```



MK PREPARATIONS: Let's Make It Happen
+92 333 2605045, +92 342 4470091

# One Liners: Visual Basic for Applications & .NET Framework

1. Visual Basic is a third-generation, high-level programming language that follows the event-driven paradigm and supports Rapid Application Development (RAD).
2. The "Visual" in Visual Basic refers to the visual method of creating user interfaces through drag-and-drop controls.
3. The "Basic" in Visual Basic stands for Beginner's All-purpose Symbolic Instruction Code, indicating its roots in the BASIC language.
4. Event-driven programming means programs respond to user actions like clicks, key presses, or system events rather than following a linear execution path.
5. Rapid Application Development (RAD) in VB enables quick prototyping through reusable components and visual design tools.
6. VB6 used P-code interpretation, while VB.NET uses full compilation to Microsoft Intermediate Language (MSIL).
7. VB 1.0 (1991) revolutionized Windows programming by eliminating complex Windows API calls for UI creation through drag-and-drop interface building.
8. VB 3.0 (1993) became a serious business application development tool after adding database access through the Jet Engine.
9. VB 6.0 (1998) remains in use in legacy systems and represents the peak of COM-based Visual Basic development.
10. VB.NET (2002) was a complete rewrite for the .NET Framework, shifting from COM to managed .NET architecture.
11. The fundamental shift from VB6 to VB.NET was necessary because VB6 lacked full object-oriented programming support.
12. .NET Framework offers cross-language compatibility, allowing VB.NET to interoperate seamlessly with C#, F#, and other .NET languages.
13. .NET provides code access security, a significant improvement over VB6's limited security model.
14. Automatic garbage collection in .NET eliminates manual memory management and prevents memory leaks common in VB6.
15. VB6 uses Variant data type by default, allowing implicit type conversions that can cause runtime errors.
16. VB.NET with Option Strict On requires explicit type conversions, preventing type-related bugs at compile time.
17. VB6 uses unstructured error handling with On Error GoTo, which creates spaghetti code and makes program flow difficult to follow.
18. VB.NET uses structured exception handling with Try-Catch-Finally blocks, providing readable error handling with specific exception types.
19. The Finally block in VB.NET executes cleanup code regardless of whether an exception occurs or not.
20. .NET Framework is a software development platform that provides a controlled programming environment for VB.NET applications.
21. The four-layer .NET architecture consists of: VB Application, VB Language, Common Language Runtime (CLR), and Base Class Library (BCL).
22. Common Language Runtime (CLR) is the execution engine that manages running .NET applications through services like JIT compilation and garbage collection.
23. Just-In-Time (JIT) compilation converts MSIL to native machine code at runtime for optimal performance.
24. Base Class Library (BCL) provides pre-built classes for common functionality like file operations (System.IO) and database access (System.Data).
25. The complete flow in .NET is: VB Code → MSIL → CLR loading → JIT compilation → Native code execution.
26. Integrated Development Environment (IDE) provides comprehensive facilities including code editor, debugger, and design tools in a single application.



MK PREPARATIONS



MK PREPARATIONS: Let's Make It Happen
+92 333 2605045, +92 342 4470091

## Practice MCQs

1. **What fundamentally distinguishes VB.NET from VB6 in terms of architecture?**
   A) VB.NET uses P-code interpretation while VB6 uses full compilation
   B) VB.NET is COM-based while VB6 is .NET-based
   C) VB.NET is .NET-based while VB6 is COM-based
   D) VB.NET is interpreted while VB6 is compiled
   **Answer: C** (The architectural shift from COM to .NET is the fundamental difference)
2. **Why was the shift from VB6 to VB.NET considered necessary despite VB6's popularity?**
   A) VB6 lacked graphical interface capabilities
   B) VB6 was incompatible with Windows operating systems
   C) VB6 lacked full object-oriented programming support
   D) VB6 couldn't connect to databases
   **Answer: C** (Limited OOP was a key driver for the architectural rewrite)
3. **Which feature introduced in VB 3.0 transformed it into a serious business application development tool?**
   A) Web capabilities through ActiveX
   B) Database access via Jet Engine
   C) Drag-and-drop interface creation
   D) Full OOP support
   **Answer: B** (Jet Engine database access made VB viable for business applications)
4. **What does the "Visual" in Visual Basic specifically refer to?**
   A) The language's visual syntax highlighting
   B) The ability to create 3D graphics
   C) The visual method of creating user interfaces through drag-and-drop
   D) The visual representation of program flow
   **Answer: C** (The visual designer for UI creation is the key "Visual" aspect)
5. **How does RAD (Rapid Application Development) manifest in Visual Basic?**
   A) Through automatic code optimization
   B) Through reusable components and visual design tools
   C) Through built-in artificial intelligence
   D) Through automatic documentation generation
   **Answer: B** (Reusable controls and visual design enable rapid prototyping)
6. **What execution model did VB6 use that differed from VB.NET's approach?**
   A) VB6 used native compilation while VB.NET uses interpretation
   B) VB6 used P-code interpretation while VB.NET compiles to MSIL
   C) VB6 used JIT compilation while VB.NET uses ahead-of-time compilation
   D) Both used identical execution models
   **Answer: B** (P-code vs MSIL/JIT compilation distinguishes the execution models)
7. **Which version of VB is still commonly found in legacy enterprise systems?**
   A) VB 1.0
   B) VB 3.0
   C) VB 6.0
   D) VB.NET 2002
   **Answer: C** (VB6 remains in many legacy systems despite being obsolete)
8. **What was the revolutionary aspect of VB 1.0 that changed Windows programming?**
   A) It introduced object-oriented programming to Windows
   B) It eliminated complex Windows API calls for UI creation
   C) It was the first interpreted language for Windows
   D) It introduced database programming to the masses
   **Answer: B** (Drag-and-drop UI building replaced complex API programming)
9. **Which .NET feature directly addresses memory management issues common in VB6?**
   A) JIT compilation
   B) Automatic garbage collection
   C) Type safety enforcement
   D) Cross-language interoperability
   **Answer: B** (Garbage collection eliminates manual memory management and leaks)

MK PREPARATIONS



MK PREPARATIONS: Let's Make It Happen
+92 333 2605045, +92 342 4470091

Chapter 20

# Oracle Database & PL/SQL



## Introduction to Oracle Database

### What is Oracle Database?

Oracle Database is a **multi-model database management system (DBMS)** developed by Oracle Corporation. It is a **Relational Database Management System (RDBMS)** that stores data in structured tables consisting of rows and columns. Oracle is widely adopted in enterprise environments due to its robustness, scalability, and comprehensive feature set.

### Key Characteristics:

- Follows **ACID properties** (Atomicity, Consistency, Isolation, Durability)
- Uses **SQL (Structured Query Language)** for data manipulation and definition
- Provides **data integrity** through constraints (primary key, foreign key, unique, check)
- Supports **concurrent access** with locking mechanisms
- Includes built-in **backup, recovery, and security** features
- Implements **client-server architecture**

### Why Oracle is Preferred in Enterprises:

1. **Scalability** – Handles terabytes of data and thousands of concurrent users.
2. **Reliability** – High availability with failover and redundancy mechanisms.
3. **Security** – Advanced user authentication, authorization, auditing, and encryption.
4. **Performance** – Query optimization, indexing, caching, and partitioning.
5. **Enterprise Features** – Data warehousing, replication, partitioning, and advanced analytics.

### Real-World Example – Banking System:

Consider a bank's database with a customers table storing account details. When a customer withdraws money:

1. System checks balance (SELECT query)
2. Deducts amount (UPDATE query)
3. Logs transaction (INSERT into transactions table)
4. All three steps succeed or fail together as a **transaction** – ensuring data consistency.

### Technical Illustration:

```
sql
CREATE TABLE customers (
    customer_id NUMBER PRIMARY KEY,
    name VARCHAR2(50),
    account_number VARCHAR2(20) UNIQUE,
    balance NUMBER(10,2) CHECK(balance >= 0)
);

INSERT INTO customers VALUES (101, 'Ali Khan', 'ACC001', 50000);
```

## Oracle Architecture

Oracle's architecture is divided into two main components: the **instance** (memory and processes) and the **database** (physical files). This separation allows efficient management of memory, processes, and storage.

### Instance Components

An Oracle instance consists of memory structures (SGA) and background processes.

**A. System Global Area (SGA)** – Shared memory region:

- **Database Buffer Cache:** Caches data blocks read from datafiles.
- **Redo Log Buffer:** Stores changes before they are written to redo log files.
- **Shared Pool:** Caches SQL statements (library cache) and data dictionary information (row cache).
- **Large Pool & Java Pool:** Optional memory areas for specific operations.

**B. Background Processes:**

- **PMON (Process Monitor):** Cleans up failed user processes and releases resources.
- **SMON (System Monitor):** Performs crash recovery, cleans temporary segments.



MK PREPARATIONS: Let's Make It Happen
+92 333 2605045, +92 342 4470091

```
BEGIN
    SELECT * INTO v_employee FROM employees WHERE employee_id = 9999;

    v_salary := v_employee.salary / 0;

    IF v_employee.department_id = 99 THEN
        RAISE v_invalid_dept;
    END IF;
EXCEPTION
    WHEN NO_DATA_FOUND THEN
        DBMS_OUTPUT.PUT_LINE('Employee not found');
    WHEN ZERO_DIVIDE THEN
        DBMS_OUTPUT.PUT_LINE('Cannot divide by zero');
        v_salary := 0;
    WHEN v_invalid_dept THEN
        DBMS_OUTPUT.PUT_LINE('Invalid department ID');
    WHEN OTHERS THEN
        DBMS_OUTPUT.PUT_LINE('Error: ' || SQLCODE || ' - ' || SQLERRM);
        RAISE;  -- Re-raise to calling program
END;
```

**RAISE_APPLICATION_ERROR Procedure:**

sql

```
BEGIN
    IF some_condition THEN
        RAISE_APPLICATION_ERROR(-20001, 'Custom error message');
    END IF;
END;
```

**Exception Propagation:**

sql

```
DECLARE
    v_value NUMBER;
BEGIN
    BEGIN  -- Inner block
        v_value := 100 / 0;  -- Raises ZERO_DIVIDE
    EXCEPTION
        WHEN NO_DATA_FOUND THEN
            DBMS_OUTPUT.PUT_LINE('Inner: NO_DATA_FOUND');
        -- No handler for ZERO_DIVIDE
    END;

    DBMS_OUTPUT.PUT_LINE('This line never executes');
EXCEPTION
    WHEN ZERO_DIVIDE THEN
        DBMS_OUTPUT.PUT_LINE('Outer: ZERO_DIVIDE caught');
END;
```

# ADVANCED FEATURES & ADMINISTRATION

## 1. Triggers

A trigger is a stored PL/SQL block that automatically executes when a specified database event occurs.

## Trigger Fundamentals

**Trigger Characteristics:**



MK PREPARATIONS: Let's Make It Happen
+92 333 2605045, +92 342 4470091

# One Liners: System analysis & Design



**Volume I: Oracle Database Fundamentals**

1. Oracle Database is a multi-model DBMS and a relational database management system (RDBMS).
2. ACID properties in Oracle ensure transaction reliability: Atomicity, Consistency, Isolation, Durability.
3. Oracle uses SQL for data manipulation and supports data integrity through constraints.
4. Oracle's client-server architecture enables concurrent access with locking mechanisms.
5. Scalability in Oracle allows handling terabytes of data and thousands of concurrent users.
6. High availability in Oracle is achieved through failover and redundancy mechanisms.
7. Oracle provides advanced security via authentication, authorization, auditing, and encryption.
8. Performance features in Oracle include query optimization, indexing, caching, and partitioning.
9. Oracle supports enterprise features like data warehousing, replication, and advanced analytics.
10. A transaction in Oracle ensures all steps succeed or fail together, maintaining data consistency.
11. Oracle architecture comprises two main components: the instance (memory and processes) and the database (physical files).
12. The System Global Area (SGA) is a shared memory region containing the buffer cache, redo log buffer, and shared pool.
13. The Database Buffer Cache stores data blocks read from datafiles.
14. The Redo Log Buffer holds changes before they are written to redo log files.
15. The Shared Pool caches SQL statements and data dictionary information.
16. Background processes in Oracle include PMON, SMON, DBWn, LGWR, and CKPT.
17. PMON (Process Monitor) cleans up failed user processes and releases resources.
18. SMON (System Monitor) performs crash recovery and cleans temporary segments.
19. DBWn (Database Writer) writes modified buffers from the buffer cache to datafiles.
20. LGWR (Log Writer) writes redo log buffer entries to redo log files.
21. CKPT (Checkpoint Process) updates control files and datafile headers with checkpoint information.
22. Physical files in Oracle include datafiles, control files, redo log files, and parameter files.
23. The flow of a SELECT query involves the shared pool check, buffer cache check, and possible disk I/O.
24. Logical storage hierarchy in Oracle: Database → Tablespace → Segment → Extent → Block.
25. Physical storage hierarchy: Database → Datafile → OS Block → Disk Sector.
26. A tablespace is a logical storage unit containing segments like tables and indexes.
27. An extent is a contiguous set of database blocks allocated to a segment.
28. The smallest unit of I/O in Oracle is a database block (default 8KB).
29. CHAR(n) is fixed-length and padded with spaces; VARCHAR2(n) is variable-length with no padding.
30. NCHAR and NVARCHAR2 support Unicode for multilingual data.
31. NUMBER(p,s) stores numeric data with precision p and scale s.
32. DATE stores date and time to the second; TIMESTAMP includes fractional seconds.
33. LOB types include CLOB for text, BLOB for binary data, and BFILE for external files.
34. DDL commands (CREATE, ALTER, DROP, TRUNCATE, RENAME) auto-commit transactions.
35. DML commands (SELECT, INSERT, UPDATE, DELETE, MERGE) require explicit commit.
36. DCL commands (GRANT, REVOKE) manage privileges and roles.
37. TCL commands (COMMIT, ROLLBACK, SAVEPOINT) manage transaction boundaries.
38. Analytic functions perform calculations across a set of rows related to the current row.
39. Hierarchical queries retrieve tree-structured data using CONNECT BY and START WITH.
40. Flashback queries retrieve data as it existed at a previous point in time.
41. The MERGE statement performs conditional insert or update (UPSERT).
42. PIVOT transforms row data into columnar format; UNPIVOT does the reverse.
43. Oracle's advanced SQL features support complex business scenarios like monthly comparisons and ETL processes.

**Volume II: PL/SQL Programming**

44. PL/SQL is Oracle's procedural extension to SQL, enabling complex logic within the database.
45. PL/SQL reduces network traffic by executing multiple SQL statements in a single block.

MK PREPARATIONS

## Practice MCQs

1. **Which of the following best describes Oracle Database?**
   a) A file-based storage system
   b) A multi-model DBMS and RDBMS
   c) A NoSQL database only
   d) A programming language
   **Answer: b) A multi-model DBMS and RDBMS**
2. **ACID properties in Oracle ensure:**
   a) High availability and redundancy
   b) Atomicity, Consistency, Isolation, Durability
   c) Fast backup and recovery
   d) Data encryption and compression
   **Answer: b) Atomicity, Consistency, Isolation, Durability**
3. **Oracle's client-server architecture enables:**
   a) Single-user access only
   b) Concurrent access with locking mechanisms
   c) Only read operations
   d) No network connectivity
   **Answer: b) Concurrent access with locking mechanisms**
4. **Which feature allows Oracle to handle terabytes of data?**
   a) Scalability
   b) Encryption
   c) Auditing
   d) Graphical interface
   **Answer: a) Scalability**
5. **High availability in Oracle is achieved through:**
   a) Failover and redundancy mechanisms
   b) Only backup files
   c) Single server setup
   d) Manual intervention
   **Answer: a) Failover and redundancy mechanisms**
6. **The SGA component that caches data blocks is:**
   a) Shared Pool
   b) Redo Log Buffer
   c) Database Buffer Cache
   d) Large Pool
   **Answer: c) Database Buffer Cache**
7. **PMON (Process Monitor) is responsible for:**
   a) Writing redo logs
   b) Cleaning up failed user processes
   c) Performing checkpoints
   d) Writing datafiles
   **Answer: b) Cleaning up failed user processes**
8. **LGWR writes from _____ to _____.**
   a) Buffer cache, datafiles
   b) Redo log buffer, redo log files
   c) Shared pool, buffer cache
   d) Datafiles, control files
   **Answer: b) Redo log buffer, redo log files**
9. **The physical file that contains database structure metadata is:**
   a) Datafile
   b) Control file
   c) Redo log file
   d) Parameter file
   **Answer: b) Control file**
10. **During a SELECT query, if parsed SQL is found in the shared pool, it results in:**
    a) Hard parsing
    b) Soft parsing
    c) No parsing
    d) Recompilation
    **Answer: b) Soft parsing**
11. **The logical storage unit containing segments is called:**
    a) Database
    b) Tablespace
    c) Extent
    d) Block
    **Answer: b) Tablespace**
12. **The smallest unit of I/O in Oracle is:**
    a) Extent
    b) Segment
    c) Block
    d) Tablespace
    **Answer: c) Block**
13. **Which data type is fixed-length and space-padded?**
    a) VARCHAR2
    b) CHAR
    c) NCHAR
    d) CLOB
    **Answer: b) CHAR**
14. **NUMBER(10,2) can store up to:**
    a) 10 digits with 2 decimal places
    b) 12 digits total
    c) 8 digits with 2 decimals
    d) Only integers

MK PREPARATIONS

PUBLICATIONS
LET'S MAKE IT HAPPEN

Chapter 21

# System Development, Troubleshooting and Maintenance



MK PREPARATIONS

## Introduction

Systems are created to solve problems. Modern systems are often large and complex, requiring collaboration between teams of architects, analysts, programmers, testers, and users to produce the software that drives organizations. To manage this complexity and ensure structured, high-quality outcomes, a systematic process is essential. This process is known as the System Development Life Cycle (SDLC). This unit focuses on the SDLC, explaining its importance, objectives, key participants (stakeholders), and the logical phases followed to develop a software product from conception to maintenance.

## What is a System?

The term "system" originates from the Greek word "*systema*," meaning to "place together." A system can be defined as a set of interrelated components with a clearly defined boundary that work together to achieve a common set of objectives. When these components are methods, procedures, and routines applied in a proper sequence to build software, it is called a software system.

## System Development Life Cycle (SDLC) and Its Importance

The **System Development Life Cycle (SDLC)** is a conceptual model and a structured, stepwise process used in project management to guide the development of an information system. It encompasses all stages from an initial feasibility study through to the maintenance of the completed application. It is also known as information system development or application development.

**Importance of SDLC:**

1. **Phased Development:** It breaks down the complex software development lifecycle into manageable phases, making it easier for team members to evaluate each part.
2. **Concurrent Work:** It enables programmers and other specialists to work concurrently on different phases, improving efficiency.
3. **Time Estimation:** It provides a framework for estimating when the software will be available for use.
4. **Quality Assurance:** It ensures the delivery of quality software that meets or exceeds customer expectations by providing a structured framework.
5. **Project Management:** It helps project managers establish a clear management structure to be followed strictly during development.
6. **Role Definition:** It clearly defines and assigns the roles and responsibilities of all involved parties.
7. **Requirement Clarity:** It ensures that the requirements for the software system are well-defined and subsequently satisfied.

## Objectives of SDLC

The primary objectives of the SDLC are to:

- Deliver **high-quality software** that meets customer expectations.
- Deliver **cost-effective and easily maintainable** software.
- **Maximize productivity** in terms of software systems delivered.
- Establish an appropriate level of **management authority** to direct, coordinate, control, review, and approve the project.
- Ensure **project management accountability**.
- Facilitate **proper documentation** of all development requirements.
- Ensure projects are developed within the **current and planned IT infrastructure**.
- **Identify potential project risks** in advance to allow for proper mitigation planning.



MK PREPARATIONS: Let's Make It Happen
+92 333 2605045, +92 342 4470091

# One Liners: System Development Troubleshooting and Maintenance

1. System troubleshooting is a systematic process to identify problems and find quick solutions to prevent costly downtime and system damage.
2. The primary goal of troubleshooting is to maintain system reliability, security, and efficiency without always relying on professional help.
3. The first step in the systematic troubleshooting process is to identify and clearly define what is not working as expected.
4. After identifying the problem, the troubleshooter must establish a theory of probable cause based on the observed symptoms.
5. Testing the theory to determine the cause involves performing specific checks to confirm or rule out the suspected issue.
6. Once the cause is confirmed, the next step is to establish a detailed plan of action to resolve the problem.
7. The implementation phase involves carrying out the planned actions to fix the identified issue.
8. After implementing the solution, it is critical to verify full system functionality to ensure the problem is resolved.
9. Documenting findings, actions, and outcomes creates a valuable knowledge base for future reference.
10. Troubleshooting is crucial for preventing downtime, which can lead to lost productivity and revenue for businesses.
11. Ensuring data integrity is a key reason for troubleshooting, as it helps identify and fix problems that could corrupt information.
12. Effective troubleshooting can reveal security vulnerabilities and breaches, allowing for swift protective action.
13. Troubleshooting enhances system performance by identifying causes of slowdowns, such as insufficient RAM or software conflicts.
14. Regular troubleshooting and fixing small issues early can extend equipment life by preventing major failures.
15. Mastering troubleshooting saves costs by reducing the need for expensive emergency repairs and prolonged downtime.
16. A reliable, well-performing system resulting from good troubleshooting enhances the overall user experience.
17. For an application freezing, a common solution is to use Task Manager (Ctrl+Alt+Delete) to end the unresponsive task.
18. If an application freezing persists, reinstalling the application or checking for updates is recommended.
19. For unresponsive peripherals, the first steps are to check physical connections and unplug/replug the device.
20. Updating device drivers is a standard solution for resolving issues with unresponsive peripherals.
21. Restarting a computer clears memory and stops conflicting processes, fixing a significant percentage of software issues.
22. As a last resort for an unresponsive system, pressing and holding the power button forces a shutdown but should be used cautiously to avoid data loss.
23. Loose or disconnected cables are a common hardware culprit, and securing all connections is a primary solution.

MK PREPARATIONS
LET'S MAKE IT HAPPEN

## Practice MCQs

1. **What is the primary goal of system troubleshooting?**
   a) To increase software licensing costs
   b) To maintain system reliability, security, and efficiency
   c) To replace all hardware components periodically
   d) To reduce the need for user training
   **Answer: b) To maintain system reliability, security, and efficiency**
2. **Which of the following is the FIRST step in the systematic troubleshooting process?**
   a) Test the theory
   b) Establish a plan of action
   c) Identify the problem
   d) Document findings
   **Answer: c) Identify the problem**
3. **A laptop does not turn on. According to troubleshooting steps, what should you do immediately after identifying this problem?**
   a) Replace the motherboard
   b) Establish a theory of probable cause (e.g., dead battery)
   c) Immediately document the failure
   d) Reinstall the operating system
   **Answer: b) Establish a theory of probable cause (e.g., dead battery)**
4. **Why is documenting the troubleshooting process considered important?**
   a) It increases the complexity of the solution
   b) It creates a bill for the client
   c) It creates a valuable knowledge base for future reference
   d) It is only required for auditing purposes
   **Answer: c) It creates a valuable knowledge base for future reference**
5. **Which troubleshooting benefit directly relates to minimizing financial loss for a business?**
   a) Extending equipment life
   b) Preventing downtime
   c) Enhancing user experience
   d) Improving security
   **Answer: b) Preventing downtime**
6. **An application becomes unresponsive. What is the most common immediate software-based solution?**
   a) Reformat the hard drive
   b) Use Task Manager to end the task
   c) Restart the web server
   d) Update the BIOS
   **Answer: b) Use Task Manager to end the task**
7. **For an unresponsive external mouse, which sequence of actions is most appropriate initially?**
   a) Update the OS, then replace the mouse
   b) Check physical connections, then unplug and replug
   c) Reinstall all device drivers, then restart
   d) Scan for viruses, then check the power supply
   **Answer: b) Check physical connections, then unplug and replug**
8. **What is the primary technical reason restarting a computer often resolves software issues?**
   a) It upgrades the hardware firmware
   b) It clears memory and stops conflicting processes
   c) It redefines the system requirements
   d) It performs a full disk defragmentation
   **Answer: b) It clears memory and stops conflicting processes**
9. **What is the most common cause of hardware connectivity issues?**
   a) Outdated antivirus software
   b) Lack of cloud storage
   c) Loose or disconnected cables
   d) Insufficient pseudo code
   **Answer: c) Loose or disconnected cables**
10. **System slowdowns and unexpected shutdowns can be symptoms of what hardware-related problem?**
    a) Incorrect flowchart design
    b) Overheating
    c) Lack of stakeholder feedback
    d) Unvalidated requirements
    **Answer: b) Overheating**

MK PREPARATIONS

MK PREPARATIONS
LET'S MAKE IT HAPPEN

Chapter 22

# System Analysis and Design



MK PREPARATIONS

## Foundations of System Analysis & Design

### Introduction to Systems

#### What is a System?

**Basic Idea:** A system is a set of interconnected components that work together to achieve a common goal.

**Concept:** In computing, a system refers to an organized collection of hardware, software, data, people, procedures, and networks that process information and support organizational functions.

**Explanation:**

- A system has **boundaries** separating it from its environment.
- It accepts **inputs** from outside, processes them through defined procedures, and produces **outputs**.
- It operates within an **environment** and interacts with it.

**Example:** A university admission system.

- **Inputs:** Student applications, marks, fees.
- **Processing:** Eligibility checks, merit calculation, seat allocation.
- **Outputs:** Admission lists, fee receipts, roll numbers.
- **Environment:** Educational policy, competition, technological infrastructure.

**Summary:** A system is a goal-oriented collection of interrelated components working together.

### Characteristics of a System

1. **Organization:** Structured arrangement of components.
2. **Interaction:** Components depend on and communicate with each other.
3. **Interdependence:** Parts cannot function in isolation.
4. **Integration:** Components unified to achieve objective.
5. **Central Objective:** Primary goal drives system existence.

**Example:** A car as a system.

- Engine, wheels, brakes are organized.
- Brakes interact with wheels.
- Engine depends on fuel system.
- All integrated for transportation.
- Central objective: Mobility.

PUBLICATIONS
LET'S MAKE IT HAPPEN

### Types of Systems

| Type | Description | Example |
|---|---|---|
| **Physical** | Tangible, material components | Computer hardware |
| **Abstract** | Conceptual, non-physical | Mathematical model |
| **Open** | Interacts with environment | Business organization |
| **Closed** | Isolated, minimal interaction | Thermostat (theoretical) |
| **Natural** | Occur in nature | Solar system |
| **Manufactured** | Human-made | Railway reservation system |
| **Adaptive** | Changes with environment | AI-based recommendation system |
| **Non-adaptive** | Static, fixed behavior | Basic calculator |



MK PREPARATIONS: Let's Make It Happen
+92 333 2605045, +92 342 4470091

# One Liners: System Analysis and Design

1. **System:** A set of interrelated components working toward a common objective.
2. **Information System:** A formal system to collect, process, store, and distribute information.
3. **SDLC:** Framework of phases to develop systems systematically.
4. **Waterfall Model:** Linear, sequential, non-iterative SDLC model.
5. **Prototyping:** Building a working model to clarify requirements.
6. **Feasibility Study:** Determines if project is technically, economically, operationally viable.
7. **Technical Feasibility:** Can the system be built with available technology?
8. **Economic Feasibility:** Cost-benefit analysis; ROI, payback period.
9. **Operational Feasibility:** Will the system be used effectively?
10. **Functional Requirements:** What the system must do.
11. **Non-functional Requirements:** How well the system performs (speed, security).
12. **JAD:** Joint Application Development – intensive workshop for requirements.
13. **DFD:** Data Flow Diagram – shows movement of data through processes.
14. **Context Diagram:** Highest-level DFD with single process.
15. **Entity:** A person, place, thing, or event about which data is stored.
16. **Cardinality:** Number of instances one entity can associate with another.
17. **Normalization:** Process of organizing data to minimize redundancy.
18. **1NF:** Eliminate repeating groups; atomic values.
19. **2NF:** In 1NF + no partial dependency (all non-key attributes depend on full primary key).
20. **3NF:** In 2NF + no transitive dependency.
21. **Cohesion:** Measure of how closely operations in a module are related.
22. **Coupling:** Degree of interdependence between modules (low coupling desired).
23. **Black-box Testing:** Tests functionality without knowing internal logic.
24. **White-box Testing:** Tests internal structures or workings.
25. **Alpha Testing:** By development team within organization.
26. **Beta Testing:** By actual users in real environment.
27. **Regression Testing:** Re-testing after modifications to ensure no new bugs.
28. **System Maintenance:** Modifying system after deployment.
29. **Corrective Maintenance:** Fixing defects.
30. **Adaptive Maintenance:** Adapting to new environment (OS, hardware).
31. **Perfective Maintenance:** Improving performance, adding minor features.
32. **Preventive Maintenance:** Preventing future problems.
33. **Agile:** Iterative, incremental, flexible development methodology.
34. **Scrum:** Agile framework with sprints, product owner, scrum master.
35. **UML:** Unified Modeling Language – standard for OO modeling.
36. **Use Case Diagram:** Shows actors and use cases (functionality).
37. **Class Diagram:** Static structure – classes, attributes, methods, relationships.
38. **Sequence Diagram:** Shows object interactions over time.
39. **CASE Tools:** Computer-Aided Software Engineering – automate SDLC activities.
40. **Data Dictionary:** Repository of data about data (metadata).
41. **Gantt Chart:** Bar chart for project scheduling.

MK PREPARATIONS

## Practice MCQs

1. **Which model is also known as linear-sequential model?**
   a) Prototyping
   b) Waterfall
   c) Spiral
   d) Agile
   **Answer: b**
2. **In DFD, a process is represented by:**
   a) Rectangle
   b) Circle
   c) Rounded rectangle
   d) Diamond
   **Answer: c**
3. **Which feasibility deals with "Can the system be built with available technology?"**
   a) Economic
   b) Technical
   c) Operational
   d) Legal
   **Answer: b**
4. **A many-to-many relationship in ERD is represented as:**
   a) 1:1
   b) 1:M
   c) M:1
   d) M:N
   **Answer: d**
5. **Which testing is conducted by developers?**
   a) Alpha
   b) Beta
   c) Acceptance
   d) Regression
   **Answer: a**
6. **Modifying system to work in a new environment is:**
   a) Corrective maintenance
   b) Adaptive maintenance
   c) Perfective maintenance
   d) Preventive maintenance
   **Answer: b**
7. **Which is NOT a UML diagram?**
   a) Class diagram
   b) Flowchart
   c) Sequence diagram
   d) Use case diagram
   **Answer: b**
8. **Process of removing partial dependency is part of:**
   a) 1NF
   b) 2NF
   c) 3NF
   d) BCNF
   **Answer: b**
9. **In PERT, the most likely time is weight multiplied by:**
   a) 1
   b) 4
   c) 6
   d) 2
   **Answer: b** (Formula: Expected time = (O+4M+P)/6)
10. **Which is a characteristic of good system design?**
    a) High coupling
    b) Low cohesion
    c) High cohesion
    d) Complex interfaces
    **Answer: c**
11. **Which architectural style has all components tightly integrated?**
    a) Microservices
    b) Client-Server
    c) Monolithic
    d) SOA
    **Answer: c**
12. **In structured design, the ideal coupling is:**
    a) Content coupling
    b) Common coupling

MK PREPARATIONS

PUBLICATIONS
LET'S MAKE IT HAPPEN

Chapter 23

# Emerging and Contemporary Technologies



## Introduction to Emerging Technologies

### Definition and Characteristics

An Emerging Technology is a new technology or a significant advancement in an existing one, capable of bringing about profound technical, institutional, and social changes. These technologies are poised to replace current systems in the near future and will be integrated into every field, from education and IT to medicine, transportation, and communication. They are distinguished by key characteristics:

- **Innovation:** Introduces novel ideas and methods.
- **Fast Growth:** Develops and scales rapidly.
- **Consistency:** Provides reliable and repeatable performance.
- **Prominent Impact:** Creates significant changes in how tasks are performed and problems are solved.
- **Interdisciplinary Nature:** Combines knowledge and methods from multiple fields like computer science, engineering, and biology.
- **Convergence:** Merges different technologies to create new, synergistic capabilities.

## Detailed Exploration of Emerging Technologies

### Artificial Intelligence (AI) and Machine Learning (ML)

**Artificial Intelligence (AI)** is a broad field of computer science focused on building intelligent machines and software capable of performing tasks that typically require human-like intelligence, such as reasoning, learning, problem-solving, and decision-making. The term was coined by John McCarthy in 1956. Key subfields include:

- **Machine Learning (ML):** A subset of AI that gives computers the ability to learn from data and experience without being explicitly programmed. ML algorithms build models by identifying patterns in large datasets.
  - **Supervised Learning:** The algorithm learns from a labeled dataset where the correct output is known, used for making predictions on new data (e.g., predicting prices).
  - **Unsupervised Learning:** The algorithm finds hidden patterns or intrinsic structures in unlabeled data, often through clustering (e.g., grouping customers).
- **Deep Learning (DL):** A specialized subset of ML that uses **Neural Networks** with many hidden layers ("deep" networks). Inspired by the human brain, a neural network consists of layers of interconnected nodes (neurons):
  - **Input Layer:** Receives raw data.
  - **Hidden Layers:** Process data through weighted connections and activation functions.
  - **Output Layer:** Produces the final prediction or classification.

  Key concepts include **Weights** (connection importance), **Biases** (threshold adjusters), **Activation Functions**, and **Loss Functions**. Training involves **Feedforward Propagation** and **Backpropagation** to minimize error. DL excels at autonomously extracting complex patterns from vast amounts of unstructured data like images and text.

  The hierarchical relationship is: **AI ⊃ ML ⊃ Neural Networks ⊃ Deep Learning**.

### Key Areas and Applications of AI

- **Natural Language Processing (NLP):** Enables computers to understand, interpret, and generate human language. Applications include language translation (Google Translate), spam filtering, sentiment analysis, chatbots, and voice assistants.
- **Speech & Voice Recognition:**
  - **Speech Recognition:** Converts spoken words into text or commands (e.g., dictation software, Siri, Alexa).



MK PREPARATIONS: Let's Make It Happen
+92 333 2605045, +92 342 4470091

# One Liners: Emerging and Contemporary Technologies

1. An Emerging Technology is a new technology or a significant advancement in an existing one, capable of bringing profound technical, institutional, and social changes.
2. Emerging technologies are poised to replace current systems in the near future and will be integrated into every field.
3. Key characteristics of emerging technologies include Innovation, Fast Growth, Consistency, Prominent Impact, Interdisciplinary Nature, and Convergence.
4. The Interdisciplinary Nature of emerging technologies combines knowledge from fields like computer science, engineering, and biology.
5. Convergence refers to the merging of different technologies to create new, synergistic capabilities.
6. Artificial Intelligence (AI) is a broad field of computer science focused on building intelligent machines capable of human-like tasks such as reasoning, learning, and decision-making.
7. The term "Artificial Intelligence" was coined by John McCarthy in 1956.
8. Machine Learning (ML) is a subset of AI that gives computers the ability to learn from data and experience without being explicitly programmed.
9. Supervised Learning involves algorithms learning from labeled datasets where the correct output is known, used for making predictions.
10. Unsupervised Learning involves algorithms finding hidden patterns in unlabeled data, often through clustering.
11. Deep Learning (DL) is a specialized subset of ML that uses Neural Networks with many hidden layers.
12. A Neural Network is inspired by the human brain and consists of interconnected nodes (neurons).
13. The layers of a Neural Network are Input Layer, Hidden Layers, and Output Layer.
14. Weights in a neural network represent the importance of connections between neurons.
15. Biases are threshold adjusters in neural networks that help the model fit the data better.
16. Activation Functions in neural networks determine whether a neuron should be activated.
17. Loss Functions measure the difference between the predicted output and the actual target.
18. Training a neural network involves Feedforward Propagation and Backpropagation to minimize error.
19. Deep Learning excels at autonomously extracting complex patterns from vast amounts of unstructured data like images and text.
20. The hierarchical relationship is: AI ⊃ ML ⊃ Neural Networks ⊃ Deep Learning.
21. Natural Language Processing (NLP) enables computers to understand, interpret, and generate human language.
22. NLP applications include language translation, spam filtering, sentiment analysis, chatbots, and voice assistants.
23. Speech Recognition converts spoken words into text or commands (e.g., dictation software, Siri).
24. Voice Recognition is a biometric technology that identifies a person based on unique vocal characteristics for security.
25. Computer Vision enables computers to derive meaningful information from digital images and videos.
26. Applications of Computer Vision include facial recognition, security surveillance, self-driving cars, and medical image analysis.
27. Expert Systems are interactive AI programs that mimic human expert reasoning to solve complex problems in a specific domain.
28. Expert Systems use a knowledge base and are applied in medical diagnosis, loan analysis, and cybersecurity.

MK PREPARATIONS

PREPARATIONS LET'S MAKE IT HAPPEN

C) Interdisciplinary nature
D) Prominent impact
**Answer: B) Slow and steady growth**
**2. Who coined the term "Artificial Intelligence"?**
A) Alan Turing
B) John McCarthy
C) Marvin Minsky
D) Claude Shannon
**Answer: B) John McCarthy**
**3. Which subset of AI gives computers the ability to learn from data without explicit programming?**
A) Natural Language Processing
B) Machine Learning
C) Computer Vision
D) Expert Systems
**Answer: B) Machine Learning**
**4. In machine learning, which type involves algorithms learning from labeled datasets?**
A) Unsupervised Learning
B) Reinforcement Learning
C) Supervised Learning
D) Deep Learning
**Answer: C) Supervised Learning**
**5. What is the hierarchical relationship between AI, ML, Neural Networks, and Deep Learning?**
A) AI ⊃ Neural Networks ⊃ ML ⊃ Deep Learning
B) AI ⊃ ML ⊃ Neural Networks ⊃ Deep Learning
C) ML ⊃ AI ⊃ Deep Learning ⊃ Neural Networks
D) Deep Learning ⊃ Neural Networks ⊃ ML ⊃ AI
**Answer: B) AI ⊃ ML ⊃ Neural Networks ⊃ Deep Learning**
**6. Which AI subfield enables computers to understand, interpret, and generate human language?**
A) Computer Vision
B) Robotics
C) Natural Language Processing
D) Speech Recognition
**Answer: C) Natural Language Processing**
**7. What is the key difference between speech recognition and voice recognition?**
A) Speech recognition identifies a person; voice recognition converts speech to text.
B) Speech recognition converts speech to text; voice recognition identifies a person.
C) Both are the same.
D) Speech recognition is for commands; voice recognition is for transcription.
**Answer: B) Speech recognition converts speech to text; voice recognition identifies a person.**
**8. Which technology creates a fully immersive, artificial three-dimensional environment?**
A) Augmented Reality
B) Virtual Reality
C) Holographic Imaging
D) 3D Printing
**Answer: B) Virtual Reality**
**9. What does AR stand for, and what does it do?**
A) Augmented Reality; overlays digital content onto the real world
B) Artificial Reality; creates a completely virtual world
C) Advanced Rendering; enhances image quality
D) Audio Recognition; identifies sounds
**Answer: A) Augmented Reality; overlays digital content onto the real world**
**10. Which technology creates a true three-dimensional, free-standing image viewable without special glasses?**
A) 3D Imaging
B) Holographic Imaging
C) Virtual Reality
D) Augmented Reality
**Answer: B) Holographic Imaging**
**11. What is another name for 3D printing?**
A) Subtractive Manufacturing
B) Additive Manufacturing
C) Injection Molding
D) CNC Machining
**Answer: B) Additive Manufacturing**
**12. Blockchain is best described as:**
A) A type of computer virus



MK PREPARATIONS

Chapter 24

# Digital Citizenship, Literacy and Ethics



MK PREPARATIONS

## Introduction: Navigating the Modern Digital World

The digital landscape is the cornerstone of modern society, transforming how we communicate, learn, work, and access entertainment. This evolution from traditional methods to a connected, technology-driven world brings immense power and convenience, but also introduces significant responsibilities, risks, and ethical dilemmas. This Master Chapter provides a complete, unified, and self-contained guide to becoming a competent, safe, responsible, and ethical participant in the digital world. It integrates foundational skills, security practices, ethical frameworks, societal impacts, and entrepreneurial thinking into a seamless professional textbook.

## The Digital Foundation – Hardware, Software, and Systems

## Understanding Software

A computer consists of **hardware**—the physical components—and **software**, the set of instructions, data, and programs that operate the computer to perform specific tasks.

### Types of Software

1. **System Software:** The essential set of programs that acts as the primary interface between hardware and the user. Its purpose is to simplify hardware use, control operations, and optimize performance.
   - **Examples:** Operating Systems (OS), Device Drivers, Utility Programs, Language Translators.
2. **Application Software:** Programs written to carry out specific tasks for the user.
   - **Examples:** Word Processors (Microsoft Word), Spreadsheets (Excel), Presentation Software (PowerPoint), Web Browsers (Chrome), Email Clients (Gmail), Image Editors (Paint).

## System Software Deep Dive

### The Operating System (OS)

The OS is the most critical system software that controls and manages all computer operations. A computer cannot function without it.

**Main Functions:**

- **Booting:** Loading itself into main memory upon startup.
- **Security Management:** Managing user accounts and access.
- **Application Management:** Enabling installation and execution of application programs.
- **Memory Management:** Organizing memory and processing time between users and programs.
- **File Management:** Enabling users to save, load, delete, rename, print, and copy files.
- **Device Management:** Controlling peripherals (disk drives, printers).
- **User Interface:** Providing a bridge between the user and the computer's hardware/software.
- **Common OS Examples:** Microsoft Windows (10, 11), macOS, Linux, Android, iOS.

### Other Essential System Software

- **Device Drivers:** Specialized programs that enable hardware components (printers, sound cards) to communicate with the OS.
- **Utility Programs:** Applications that perform management and maintenance tasks (e.g., Antivirus software, disk cleanup, backup utilities, file management tools).
- **Language Translators:** Software that converts human-readable programming code (source code) into machine-understandable code. Includes **Assemblers, Compilers, and Interpreters.**



MK PREPARATIONS: Let's Make It Happen
+92 333 2605045, +92 342 4470091

MK PREPARATIONS

## Common Cybercrime Techniques & Prevention

| Technique | Description | Preventive Measures |
|---|---|---|
| **Phishing / Email Spoofing** | Fake emails from trusted sources to steal credentials. | Inspect sender's address. Don't click suspicious links. Use **Two-Factor Authentication (2FA)**. |
| **Spamming** | Unsolicited bulk emails, often with malware/scams. | Use spam filters. Don't reply/forward/click. Preview messages. |
| **Email Account Hacking** | Unauthorized access to an email account. | Use strong, unique passwords. Enable 2FA. Update software. |
| **Social Engineering** | Manipulating people into divulging confidential info (e.g., fake bank calls). | Be skeptical of unsolicited requests. Verify the source independently. |
| **Cyber Bullying/Trolling** | Using digital platforms to harass, intimidate, or demean. | Report and block bullies. Maintain privacy settings. Don't engage; seek help. |
| **Online Transaction Fraud** | Illegal transfer using stolen bank/credit card details. | Use secure (**HTTPS**) websites. Never share PIN, OTP, CVV. Avoid public Wi-Fi for transactions. Review statements. |

## Cybersecurity Fundamentals and Advanced Methods

**Cybersecurity** is the practice of protecting systems, networks, and data from digital attacks. Core goals:

- **Confidentiality:** Data accessible only to authorized parties (via **encryption**).
- **Integrity:** Safeguarding data accuracy/completeness (via hashing, digital signatures).
- **Availability:** Ensuring reliable access for authorized users.

**Advanced Security Methods:**

1. **Two-Factor/Multi-Factor Authentication (2FA/MFA):** Requires two or more verification factors (something you know, have, are).
2. **Biometric Verification:** Uses unique traits (fingerprint, facial recognition, iris scan). Convenient and secure but raises privacy concerns.
3. **Cryptography:** Securing information by converting plaintext into ciphertext.
   - **Symmetric Cryptography:** Single secret key for encryption/decryption (fast, but key distribution is a challenge). Example: AES.
   - **Asymmetric Cryptography:** Uses a public key (encrypt) and a private key (decrypt). Enables secure communication without pre-shared secrets. Example: RSA.

# One Liners: Digital Citizenship, Ethics and Literacy

1. The digital landscape is the cornerstone of modern society, transforming communication, learning, work, and entertainment.
2. A computer consists of hardware (physical components) and software (instructions, data, and programs).
3. System software acts as the primary interface between hardware and the user, simplifying hardware use, controlling operations, and optimizing performance.
4. Application software carries out specific tasks for the user (e.g., word processors, spreadsheets).
5. The Operating System (OS) is the most critical system software that controls and manages all computer operations; a computer cannot function without it.
6. OS functions include Booting, Security Management, Application Management, Memory Management, File Management, Device Management, and providing a User Interface.
7. Common OS examples are Microsoft Windows, macOS, Linux, Android, and iOS.
8. Device Drivers are specialized programs enabling hardware components to communicate with the OS.
9. Utility Programs perform management and maintenance tasks (e.g., antivirus, disk cleanup).
10. Language Translators convert human-readable programming code into machine-understandable code (Assemblers, Compilers, Interpreters).
11. The desktop is the main screen after startup, containing icons, taskbar, Start button/menu, notification area, and background/wallpaper.
12. A File is a common storage unit holding information; a Folder is a virtual container used to organize files.
13. A Shortcut is a link providing quick access to a file, folder, or program without moving the original item.
14. Essential file operations include Create, Rename, Cut/Copy/Paste, Delete & Restore, and Drag and Drop.
15. Deleted files are sent to the Recycle Bin, from which they can be restored.
16. A word processor is an application used to create, edit, format, save, and print text-based documents.
17. Key word processor interface elements include the Quick Access Toolbar, Title Bar, Ribbon, and Document Workspace.
18. Character formatting in a word processor includes changing Font Style, Size, Color, and applying Bold, Italic, Underline, and Text Alignment.
19. Page Layout adjustments involve margins, orientation (Portrait/Landscape), and size.
20. Lists can be bulleted (unordered) or numbered (sequential).
21. Headers and Footers are areas at the top and bottom of every page for titles, page numbers, and dates.
22. Spell & Grammar Check (F7) and Thesaurus are tools for error checking and finding synonyms.
23. Save (Ctrl+S) updates an existing file; Save As (F12) saves a new copy with a different name/location/format.
24. A multimedia presentation combines text, images, video, and audio (e.g., PowerPoint).
25. Slides can be added with various layouts; objects like text boxes, pictures, videos, audio, and shapes can be inserted.
26. Speaker Notes are private notes for the presenter, accessible via the Notes pane.
27. Press F5 to start a slideshow; Slide Timings can be set for automatic advancement.
28. Email is a method of exchanging digital messages across computer networks.

MK PREPARATIONS

MK PREPARATIONS

## Practice MCQs

**1. What are the two main components of a computer system?**
A) CPU and RAM
B) Hardware and Software
C) Input and Output
D) Operating System and Applications
**Answer: B) Hardware and Software**

**2. Which type of software acts as the primary interface between hardware and the user?**
A) Application Software
B) System Software
C) Utility Software
D) Programming Software
**Answer: B) System Software**

**3. Which of the following is NOT a function of an Operating System?**
A) Booting
B) Memory Management
C) Word Processing
D) File Management
**Answer: C) Word Processing**

**4. What is the purpose of a Device Driver?**
A) To perform disk cleanup
B) To enable hardware components to communicate with the OS
C) To compile programming code
D) To create documents
**Answer: B) To enable hardware components to communicate with the OS**

**5. Where are deleted files typically stored before permanent deletion?**
A) Downloads folder
B) Recycle Bin
C) Temp folder
D) Desktop
**Answer: B) Recycle Bin**

**6. Which keyboard shortcut is used to copy selected text or files?**
A) Ctrl+X
B) Ctrl+C
C) Ctrl+V
D) Ctrl+A
**Answer: B) Ctrl+C**

**7. In a word processor, which tab is used to adjust page margins and orientation?**
A) Home
B) Insert
C) Layout
D) Review
**Answer: C) Layout**

**8. What does Bcc stand for in an email?**
A) Basic Carbon Copy
B) Blind Carbon Copy
C) Broad Copy Control
D) Binary Copy Code
**Answer: B) Blind Carbon Copy**

**9. Which email protocol downloads emails from the server to a single device and typically removes them from the server?**
A) SMTP
B) IMAP
C) POP
D) HTTP
**Answer: C) POP**

**10. What is the ability to effectively find, create, evaluate, communicate, and share content in a digital environment called?**
A) Digital Citizenship
B) Digital Literacy
C) Digital Ethics
D) Digital Security
**Answer: B) Digital Literacy**

**11. Which of the following is a primary source of information?**
A) A textbook summarizing historical events
B) A documentary film about World War II
C) A soldier's original diary from World War II
D) An encyclopedia entry
**Answer: C) A soldier's original diary from World War II**

**12. What does the 'A' in the CRAAP test for evaluating sources stand for?**
A) Authenticity
B) Authority
C) Accuracy

Chapter 25

# Entrepreneurship in the Digital Age



MK PREPARATIONS

## Introduction

Entrepreneurship is the dynamic process of identifying a market opportunity, conceptualizing a solution, and undertaking the risk of launching and managing a new business venture to bring new products, services, or processes to life. It is the engine of innovation, job creation, and economic growth. In the contemporary world, this traditional process has been fundamentally transformed by digital technologies. The fusion of classic business acumen with tools like the internet, social media, cloud computing, and data analytics has created unprecedented opportunities while reshaping the entrepreneurial landscape. This Master Chapter provides a comprehensive, unified guide to understanding the complete journey of entrepreneurship—from its core principles and initial idea validation to building, launching, and scaling a venture in the digital era. It is designed to be a self-contained, professional resource for students and aspiring entrepreneurs.

## The Foundation of Entrepreneurship

### Definition and Core Concepts

- **Entrepreneur:** An individual who organizes, manages, and assumes the financial risks of a new business venture. An entrepreneur is commonly seen as an **innovator**, a source of new ideas, goods, services, and business procedures. The term originates from the French word meaning "to undertake."
- **Entrepreneurship:** The process of designing, launching, and running this new business venture. It involves identifying a market need, taking calculated risks under conditions of uncertainty, and making strategic decisions to achieve business objectives and create value.

### Significance and Impact

Entrepreneurship is a vital catalyst for any economy due to its multi-faceted role:

- **Economic Growth:** Creates new jobs and introduces new products and services, stimulating economic activity.
- **Innovation and Progress:** Drives groundbreaking ideas that transform lifestyles and industries (e.g., smartphones, digital platforms).
- **Job Creation:** Generates employment opportunities directly and indirectly.
- **Competition and Improvement:** Introduces fresh ideas and competition into the market, leading to better products, services, and prices for consumers.
- **Social and Environmental Solutions:** Through social entrepreneurship, it addresses pressing societal and environmental challenges.

### Characteristics of a Successful Entrepreneur

Successful entrepreneurs typically exhibit a composite set of the following attributes and skills:

- **Innovation & Creativity:** The ability to create something new or significantly improve existing solutions through creative thinking.
- **Calculated Risk-Taking:** A willingness to undertake financial and personal risks, with an understanding that failure is possible but great rewards can follow. They are moderate risk-takers, not gamblers.
- **Persistence and Resilience:** The determination and self-reliance to overcome inevitable challenges and setbacks.
- **Future Orientation & Opportunity Seeking:** Constantly looking ahead for new opportunities and focused on long-term potential.



MK PREPARATIONS: Let's Make It Happen
+92 333 2605045, +92 342 4470091

| | | |
|---|---|---|
| **2. Scalable Startup** | Founded on the belief the company can revolutionize an industry. Heavily reliant on venture capital, specialized employees, and targets rapid expansion & big profits. | Facebook, Instagram, Uber. |
| **3. Large Company / Intrapreneurship** | Involves creating new services/products within an established corporation to meet evolving consumer demand and sustain innovation. | Microsoft, Google, Disney (internal innovation divisions). |
| **4. Social Entrepreneurship** | Aims to solve social problems and create positive change. The primary goal is social good, not maximizing profits. Often structured as non-profits or hybrid models. | Non-profit organizations, companies dedicated to social impact. |
| **5. Innovative Entrepreneurship** | Driven by the continuous generation of new ideas and inventions turned into ventures, aiming to change lives and industries. | Steve Jobs (Apple), Bill Gates (Microsoft). |
| **6. Hustler Entrepreneurship** | Relies on hard work, consistent effort, and self-developed skills rather than large capital. Starts small and is highly motivated by aspirations. | A salesperson making extensive cold calls to build a client base. |
| **7. Imitator Entrepreneurship** | Improves upon existing business ideas of others. Combines traits of an innovator and a hustler, learning from others' mistakes to create a better version. | Businesses that refine and enhance existing products/services. |
| **8. Researcher Entrepreneurship** | Believes success comes from complete knowledge and preparation. Relies on facts, data, and detailed business plans, minimizing risk through extensive research. | Tech or science-based startups with lengthy R&D phases. |
| **9. Buyer Entrepreneurship** | Uses personal wealth to acquire and grow existing, promising businesses. Involves less risk as companies are already established. | Investors or acquirers of businesses (e.g., private equity). |

MK PREPARATIONS

7. **Financial Projections:** Provide realistic forecasts for revenue, expenses, and profitability.
8. **The Team:** Introduce key members and highlight their relevant expertise and passion.
9. **The Ask:** State clearly what you need (e.g., amount of investment, specific partnership).

**The Elevator Pitch:** A 30-60 second compelling summary.

- **Hook:** Engaging opening.
- **Introduction:** "We are [Company], and we..."
- **USP:** "Unlike [alternative], we [unique benefit]..."
- **Call to Action (CTA):** "I'd love to schedule a brief meeting to show you our demo."

**Business Plan vs. Pitch Document:**

| Feature | Business Plan | Pitch Document/Deck |
|---|---|---|
| **Purpose** | Comprehensive internal roadmap and detailed funding proposal. | Concise, persuasive presentation to spark interest and secure a meeting. |
| **Format** | Long (20-40 pages), detailed written document. | Short (10-15 slides), highly visual, minimal text. |
| **Detail Level** | In-depth market research, financial models, operational plans. | High-level overview focusing on problem, solution, opportunity, team, and ask. |
| **Audience** | Investors for due diligence, banks, internal management. | Potential investors, partners, competition judges for first impression. |

## Developing a Comprehensive Business Plan

A business plan is a formal written document describing the business's goals, strategies, market, and financial forecasts.

**Key Sections:**

1. **Executive Summary:** A one-page snapshot of the entire plan (written last).
2. **Company Description:** Vision, mission, legal structure, and company history (if any).
3. **Market Analysis:** Industry overview, target market profile, competitor analysis (SWOT: Strengths, Weaknesses, Opportunities, Threats), and trends.
4. **Organization & Management:** Company structure, biographies of key team members.
5. **Products/Services Line:** Detailed description of what you sell and its lifecycle.
6. **Marketing & Sales Strategy:** How you will reach customers and your sales process.
7. **Funding Request** (if applicable): How much capital is needed and how it will be used.
8. **Financial Projections:** The critical section including:
   - **Income Statement** (Profit & Loss)
   - **Cash Flow Statement**
   - **Balance Sheet**
   - **Break-Even Analysis**
   - **Assumptions** behind the projections.

## Financial Calculations & Pricing

A sound financial foundation starts with understanding costs and setting prices.

**Steps to Calculate Selling Price & Profit:**



MK PREPARATIONS



MK PREPARATIONS: Let's Make It Happen
+92 333 2605045, +92 342 4470091

# One Liners: Entrepreneurship in Digital Age

1. Entrepreneurship is the dynamic process of identifying a market opportunity and undertaking the risk of launching a new business venture.
2. An entrepreneur is an individual who organizes, manages, and assumes the financial risks of a new business venture.
3. The term "entrepreneur" originates from the French word meaning "to undertake."
4. Entrepreneurship is commonly seen as a source of innovation, introducing new ideas, goods, services, and business procedures.
5. The process of entrepreneurship involves identifying a market need, taking calculated risks, and making strategic decisions to create value.
6. Entrepreneurship acts as a vital catalyst for economic growth by creating new jobs.
7. It drives economic growth by introducing new products and services that stimulate economic activity.
8. Entrepreneurship is a primary driver of groundbreaking innovation that transforms lifestyles and industries.
9. A major impact of entrepreneurship is job creation, generating employment opportunities both directly and indirectly.
10. By introducing fresh ideas and competition, entrepreneurship leads to better products, services, and prices for consumers.
11. Social entrepreneurship specifically addresses pressing societal and environmental challenges.
12. A key characteristic of successful entrepreneurs is innovation and creativity.
13. Entrepreneurs exhibit calculated risk-taking, understanding that failure is possible but great rewards can follow.
14. Successful entrepreneurs are moderate risk-takers, not gamblers.
15. Persistence and resilience are essential attributes for overcoming inevitable challenges and setbacks.
16. Entrepreneurs are future-oriented and constantly seek new opportunities with long-term potential.
17. A deep desire for responsibility and control over the venture's outcomes is a common entrepreneurial trait.

MK PREPARATIONS

PREPARATIONS
LET'S MAKE IT HAPPEN

215. Potential career paths from entrepreneurship skills include Founder, Product Manager, and Business Analyst.
216. Other paths include UX/UI Designer, Digital Marketing Manager, and Project Manager.
217. Innovation Consultant and Software Developer are also potential career paths.
218. Neuro-Mat is a Pakistani e-health startup addressing continuous patient monitoring.
219. Neuro-Mat identified the problem that nurses cannot monitor every patient continuously, leading to risks like falls.
220. Their solution is a multi-sensory mat that monitors movement and alerts staff if a patient attempts to leave the bed.
221. Neuro-Mat began with simple, low-fidelity prototypes like buzzer and switch circuits.
222. They iterated towards complex systems integrating pressure sensors and microcontrollers.
223. Their market validation Smoke Test showed double the preference over alternatives like baby monitors.
224. Key learning from feedback was that customers strongly preferred an outright purchase model over rental.
225. Customers also valued cash-on-delivery payment options.

## Practice MCQs

1. **What is the core definition of an entrepreneur?**
   a) An employee who follows company procedures
   b) An individual who organizes, manages, and assumes the financial risks of a new business venture
   c) A government official who regulates markets
   d) A consumer who buys innovative products
   **Answer: b) An individual who organizes, manages, and assumes the financial risks of a new business venture**
2. **The term "entrepreneur" originates from which language?**
   a) Latin
   b) Greek
   c) French
   d) German
   **Answer: c) French**
3. **Which of the following is NOT a primary impact of entrepreneurship on an economy?**
   a) Job Creation
   b) Economic Stagnation
   c) Innovation and Progress
   d) Increased Competition
   **Answer: b) Economic Stagnation**
4. **A successful entrepreneur who takes financial risks with an understanding of potential failure, but not recklessly, is best described as a:**
   a) Gambler
   b) Calculated risk-taker
   c) Avoider of all risk
   d) Follower of trends
   **Answer: b) Calculated risk-taker**

Chapter 26

# Miscellaneous Information: Quick Revision Notes



MK PREPARATIONS

## 1. Most Common Keyboard Shortcuts

### Windows

- Ctrl + C → Copy selected item → Used to copy text/files.
- Ctrl + X → Cut selected item → Removes and copies text/files.
- Ctrl + V → Paste copied/cut item → Inserts clipboard content.
- Ctrl + Z → Undo last action → Reverses previous operation.
- Ctrl + Y / Ctrl + Shift + Z → Redo action → Reapplies undone action.
- Ctrl + A → Select all items → Highlights all content in a window.
- Ctrl + S → Save current document → Saves file in active application.
- Ctrl + F → Open find/search box → Searches for text on a page.
- Ctrl + P → Print current page/document → Opens print dialog.
- Ctrl + N → Open new window/document → Creates new instance.
- Ctrl + W → Close current window/tab → Shuts active tab/window.
- Ctrl + T → Open new browser tab → Creates tab in browsers.
- Ctrl + Shift + T → Reopen closed tab → Restores recently closed tab.
- Alt + Tab → Switch between open apps → Toggles running applications.
- Alt + F4 → Close active application → Quits current program.
- Windows Key + D → Show/hide desktop → Minimizes all windows.
- Windows Key + E → Open File Explorer → Launches file manager.
- Windows Key + L → Lock computer → Locks screen quickly.
- Windows Key + R → Open Run dialog → Executes commands.
- Windows Key + V → Open clipboard history → Shows copied items.
- Windows Key + . (period) → Open emoji panel → Inserts emojis.
- Windows Key + Shift + S → Open Snipping Tool → Takes screenshot.
- Ctrl + Shift + Esc → Open Task Manager → Directly opens task manager.
- F2 → Rename selected item → Renames file/folder.
- F5 → Refresh active window → Reloads page/file explorer.
- Alt + Enter → Open properties → Displays selected item's properties.

PREPARATIONS
LET'S MAKE IT HAPPEN

### macOS

- Cmd + C → Copy selected item → Equivalent to Ctrl+C.
- Cmd + X → Cut selected item → Cuts selected content.
- Cmd + V → Paste copied/cut item → Pastes clipboard content.
- Cmd + Z → Undo last action → Reverses last change.
- Cmd + Shift + Z → Redo action → Reapplies undone change.
- Cmd + A → Select all items → Selects all content.
- Cmd + S → Save current document → Saves active file.
- Cmd + F → Find items in document → Opens find bar.
- Cmd + P → Print document → Opens print dialog.
- Cmd + N → Open new window/document → New window.
- Cmd + W → Close current window → Closes active window.
- Cmd + Q → Quit application → Exits program completely.
- Cmd + T → Open new browser tab → New tab in browser.

- Cmd + Shift + T → Reopen closed tab → Restores closed tab.
- Cmd + Tab → Switch between applications → App switcher.
- Cmd + Space → Open Spotlight search → System-wide search.
- Cmd + Shift + 4 → Take screenshot (area) → Screenshot selection.
- Cmd + Shift + 3 → Take screenshot (full screen) → Captures entire screen.
- Cmd + , (comma) → Open preferences → Opens app preferences.
- Cmd + Option + Esc → Force quit applications → Opens force quit window.
- Cmd + H → Hide current window → Hides active app window.
- Cmd + Option + H → Hide other windows → Hides all but active window.
- Ctrl + Cmd + Q → Lock screen → Immediately locks Mac.

### Linux (General/GNOME)

- Ctrl + C → Copy / Send SIGINT → Copies text or interrupts process.
- Ctrl + X → Cut selected text → Cuts selected content.
- Ctrl + V → Paste copied text → Pastes clipboard content.
- Ctrl + Z → Undo / Suspend process → Undoes or sends SIGTSTP.
- Ctrl + Shift + Z → Redo action → Redoes undone action.
- Ctrl + A → Select all → Selects all text/items.
- Ctrl + S → Save document → Saves current file.
- Ctrl + Q → Quit application → Exits program.
- Ctrl + F → Find → Opens search box.
- Ctrl + Alt + T → Open terminal → Launches terminal emulator.
- Alt + Tab → Switch between windows → Window switcher.
- Alt + F2 → Run command dialog → Opens run command box.
- Super Key (Windows Key) → Open activities overview → Shows activities.
- Ctrl + Alt + L → Lock screen → Locks the session.
- Ctrl + Alt + Delete → Open logout dialog → Shows logout options.
- Ctrl + Alt + Arrow Keys → Switch workspaces → Moves between workspaces.
- Ctrl + Shift + N → New folder in file manager → Creates folder.
- Ctrl + H → Show hidden files → Toggles hidden files visibility.
- Ctrl + Alt + F1/F7 → Switch to terminal/GUI → Toggles TTY and GUI.

## 2. Popular E-Commerce Platforms

- **Amazon**
  - **Founder:** Jeff Bezos
  - **Country of Origin:** USA
  - **Headquarters:** Seattle, Washington, USA
  - **Current CEO:** Andy Jassy
  - **Major Services:** Online retail, AWS cloud, Prime Video, Kindle, Alexa.
  - **Launch Year:** 1994
  - **Key Fact:** World's largest online retailer and cloud service provider (AWS).
- **eBay**
  - **Founder:** Pierre Omidyar
  - **Country of Origin:** USA
  - **Headquarters:** San Jose, California, USA
  - **Current CEO:** Jamie Iannone
  - **Major Services:** Consumer-to-consumer & business-to-consumer sales, auctions.
  - **Launch Year:** 1995
  - **Key Fact:** Pioneer of online auctions and consumer-to-consumer (C2C) e-commerce.



MK PREPARATIONS
PREPARATIONS LET'S MAKE IT HAPPEN

- **Primary Key:** Unique identifier for a record in a database table.
- **Foreign Key:** Field in a table that links to the primary key of another table.
- **Normalization:** Process of organizing data to reduce redundancy and improve integrity.
- **Indexing:** Database optimization technique to speed up data retrieval.
- **Networking:** Practice of connecting computers to share resources and information.
- **IP Address:** Numerical label assigned to each device on a network using IP.
- **MAC Address:** Unique hardware identifier assigned to a network interface controller.
- **Protocol:** Set of rules governing data communication between devices.
- **Router:** Networking device that forwards data packets between computer networks.
- **Switch:** Device that connects devices on a LAN and uses MAC addresses to forward data.
- **Firewall:** Security system that monitors and controls network traffic based on rules.
- **Cloud Computing:** Delivery of computing services over the internet ("the cloud").
- **IaaS:** Infrastructure as a Service – provides virtualized computing resources.
- **PaaS:** Platform as a Service – provides platform for developing and deploying apps.
- **SaaS:** Software as a Service – delivers software applications over the internet.
- **Virtualization:** Creating a virtual version of something (server, OS, storage, network).
- **Hypervisor:** Software that creates and runs virtual machines.
- **Artificial Intelligence (AI):** Simulation of human intelligence in machines.
- **Machine Learning (ML):** Subset of AI where machines learn from data without explicit programming.
- **Deep Learning (DL):** Subset of ML using neural networks with many layers.
- **Neural Network:** Computing system inspired by biological neural networks.
- **Supervised Learning:** ML training using labeled data.
- **Unsupervised Learning:** ML training using unlabeled data to find patterns.
- **Reinforcement Learning:** ML where an agent learns by receiving rewards/punishments.
- **Algorithm:** Step-by-step procedure for solving a problem or performing a computation.
- **Data Structure:** Particular way of organizing data for efficient access and modification.
- **Array:** Collection of items stored at contiguous memory locations.
- **Linked List:** Linear data structure where elements are linked using pointers.
- **Stack:** LIFO (Last In, First Out) linear data structure.
- **Queue:** FIFO (First In, First Out) linear data structure.
- **Tree:** Hierarchical data structure with a root value and subtrees of children.
- **Graph:** Non-linear data structure of nodes (vertices) connected by edges.
- **Hash Table:** Data structure that maps keys to values using a hash function.
- **Time Complexity:** Amount of time an algorithm takes relative to input size.
- **Space Complexity:** Amount of memory an algorithm uses relative to input size.
- **Big O Notation:** Mathematical notation describing algorithm complexity's upper bound.
- **Compiler:** Program that translates source code from a high-level language to machine code.
- **Interpreter:** Program that directly executes instructions written in a programming language.
- **Syntax:** Set of rules defining the combinations of symbols in a programming language.
- **Semantics:** Meaning of the syntactically valid statements in a programming language.
- **Object-Oriented Programming (OOP):** Paradigm based on objects containing data and methods.
- **Class:** Blueprint for creating objects in OOP.
- **Object:** Instance of a class.
- **Inheritance:** Mechanism where a class derives properties from another class.
- **Polymorphism:** Ability of an object to take on many forms, often through method overriding/overloading.
- **Encapsulation:** Bundling of data with methods operating on that data, hiding internal state.

MK PREPARATIONS

# Past Papers Questions



MK PREPARATIONS

**1. How many rows in MS Excel Sheet?**
A) 86340
B) 1048576
C) 86400
D) None of these
**Answer:** B) 1048576

**2. Which Pane is not available in PowerPoint?**
A) WordArt
B) Insert
C) Animation
D) None of these
**Answer:** A) WordArt

**3. Deleted Items in file directly go to the:**
A) Recycle Bin
B) Desktop
C) Windows Folder
D) None of these
**Answer:** A) Recycle Bin

**4. Crop function is used to crop:**
A) Videos
B) Images
C) Files
D) None of these
**Answer:** B) Images

**5. Which key is used to move the cursor to end of the line?**
A) End
B) Home
C) Shift+ tab
D) None of these
**Answer:** A) End

**6. In MS-DOS, DOS stands for:**
A) Disk Operating System
B) Device Operating System
C) Driver Operating System
D) None of these
**Answer:** A) Disk Operating System

**7. HTML stands for hypertext markup language is used for creating:**
A) Web pages
B) Web server
C) Client server
D) None of these
**Answer:** A) Web pages

**8. Gmail, Hotmail and Yahoo are:**
A) Email Server
B) Client Server
C) Email Programmer
D) None of these
**Answer:** D) None of these

**9. Windows 9 and Windows 10 are known as:**
A) Operating system
B) System software
C) Application software
D) None of these
**Answer:** A) Operating system

**10. In PowerPoint the header and footer button can be found on the:**
A) Home tab
B) Insert tab
C) Draw tab
D) None of these
**Answer:** B) Insert tab

**11. Which of the following are word processing software?**
A) Browser
B) PowerPoint
C) MS Word
D) None of these
**Answer:** C) MS Word

**12. The first computers were programmed using:**
A) Assembly language
B) Machine language
C) Object code
D) None of these
**Answer:** B) Machine language

**13. The computer cannot boot if it cannot load the:**
A) Loader
B) Operating system
C) Assembler
D) None of these
**Answer:** B) Operating system

**14. BIOS stands for:**
A) Basic Input Output System
B) Binary Input Output System
C) Broad Input Output System
D) None of these
**Answer:** A) Basic Input Output System



MK PREPARATIONS: Let's Make It Happen
+92 333 2605045, +92 342 4470091

**15. LCD stands for:**
A) Light Clear Display
B) Liquid Crystal Display
C) Light Crystal Display
D) None of these
**Answer:** B) Liquid Crystal Display

**16. Which function in Excel returns the remainder of division?**
A) Divide
B) MOD
C) ACOT
D) None of these
**Answer:** B) MOD

**17. Which template provides design concept, fonts and color scheme?**
A) Design template
B) Color template
C) Animation template
D) None of these
**Answer:** A) Design template

**18. Which key is used to minimize an Excel Worksheet?**
A) CTRL+F5
B) CTRL+F9
C) CTRL+F11
D) None of these
**Answer:** B) CTRL+F9

**19. Videos, documents and files can be shown in:**
A) WhatsApp
B) YouTube
C) Skype
D) None of these
**Answer:** D) None of these

**20. The extension of a PowerPoint file is:**
A) XLS
B) PPT
C) TXT
D) All of these
**Answer:** B) PPT

**21. In MS Word, Header and Footer are inserted in:**
A) Front page
B) Last page
C) On every page
D) None of these
**Answer:** C) On every page

**22. Which button do you click to add up a series of numbers?**
A) Auto sum
B) Formula button
C) Total Button
D) None of these
**Answer:** A) Auto sum

**23. When you insert an Excel file into a Word document, the data are:**
A) Embedded
B) Linked
C) Hyperlink placed in word table
D) None of these
**Answer:** B) Linked

**24. A user interface that is easy to use is considered to be:**
A) User happy
B) User friendly
C) User simple
D) None of these
**Answer:** B) User friendly

**25. CAD stands for:**
A) Computer aided design
B) Computer algorithm design
C) Computer application design
D) None of these
**Answer:** A) Computer aided design

**26. When you open a new presentation, a slide with the default layout appears?**
A) Blank
B) Home
C) Title
D) None of these
**Answer:** C) Title

**27. The capacity of a floppy disk is:**
A) 1.22 MB
B) 1.33 MB
C) 1.44 MB
D) None of these
**Answer:** C) 1.44 MB

**28. Which key is used to insert text in a cell?**
A) Enter
B) Space
C) Tab
D) None of these
**Answer:** B) Space

**29. What is the smallest width of a column in Excel?**



MK PREPARATIONS: Let's Make It Happen
+92 333 2605045, +92 342 4470091